

**AGENCY PERFORMANCE REPORT
FOURTH QUARTER 2016**

Agency: **SUGAR REGULATORY ADMINISTRATION**

Source of Fund: Corporate Fund

Activity	Target	Actual	Percentage	Remarks		
- Dissemination of SRA policies and industry updates	- No. of Circulars, Administrative Orders, Policies on Sugar Issued	1	10	19	190	Circulars, Orders and various policies on sugar.
	- No. of Monitoring and evaluation reports disseminated	1	4	6	150	As per letter request of some government agencies
	- Information system/database developed	1		1		
	- no. maintained			6		
	- ICT facilities - No. maintained	1	145	135	93	
	- Website hits	1	13,000	16,068	124	Visited by researchers, stakeholders for latest on sugar industry news, policies and/or data.
	- Webpages uploaded	1	30	178	593	Uploading of additional GCG requirements in the Transparency Seal and Corporate Governance Scorecard.
	- modified			16		
- Variety sourcing, development, propagation and distribution	Planting materials distributed (canepoints & plantlets) pcs.	2&3	7,500,000	6,773,210	90	
	- No. of Canepoints (LAREC & LGAREC)			2,294,500		
	- No. of Canepoints (SRA-funded nurseries)			4,426,000		
	- No. of Plantlets (pcs.)		125,000	52,710		
	- No. of SRA funded HYV nurseries established in mill districts (continuing)	2	3	-		No new HYV nurseries established.
	- No. of SRA funded HYV nurseries maintained (continuing)		11	8	73	
- HYV Propagation & Distribution	- No. of beneficiaries of planting materials	2&3	145	167	115	Combined takers from SRA funded HYV nurseries and from SRA research stations.
- Integrated Pest Management	Biological agents distributed	2				
	- No. of Trichogramma (pcs.)		3,000	4,405	147	
- Soil Improvement Through Proper Fertilization	Soil analysis	2				
	- No. of soil samples analyzed	2	850	481	57	
	Individuals provided with other services	2				
	- No. of trichogramma beneficiaries		25	15	60	
	- No. of planters served for soil analysis		300	143	48	Only two (2) planters served in LAREC.
- Capability building of farmers through Outreach Programs and Trainings in Sugarcane Farming.						
	- Trainings conducted for Extension Personnel	2	1	4	400	Trainings for both Visayas and Luzon/Mindanao.
	- No. of Extension Personnel trained		30	129	430	

FM-PPD-001, REV. 00


Effectivity Date: April 23, 2015

PROGRAM / ACTIVITY / PROJECT	PERIOD / MEASUREMENTS	2014	2015	2016	2017	REMARKS
	- No of training & training events conducted (EWA, OPSI, livelihood, etc)	2&3	22	37	168	Trainings conducted for EWA in Luzon/Mindanao
	- No. of International conferences/trainings attended		-	-		
	- No. of farmers trained (RDE Program on Capacity Bldg)	2&3	60	1,949	3,248	Attendees from EWA in Luzon/Mindanao
	SRA Initiated Block Farms	2&3				
	- No. of block farms assisted and monitored		58	32	55	10 in Visayas; 22 in Luzon/Mindanao
	- No. of block farms Validated			-		
	- No. of block farms Accredited			1		Visayas - Catmon Small Farmers Assn.
	- No. of SRA Scholars funded			17		
	- No. of additional technical personnel hired			50		Visayas
	- No. of IEC materials disseminated (print)	2&3	1,100	692	63	
	- No. of beneficiaries of IEC mat'ls.	2&3	700	692	99	
	- No. of technology demonstration farms maintained		4	3	75	Luzon/Mindanao
	Production-related R & D activities conducted	2&3				
	Completed		8	8	100	
Continuing		39	39	100		
New		22	20	91		
	- Clonal garden	2	1	1	100	continuing
	- No. of Laboratories maintained		12	12	100	continuing
- Issuance of Regulatory Documents in Accordance with SRA Sugar Policies	- No. of Certificates Issued	1	412	304	74	
	- No. of Clearances issued	1	360	971	270	Increase due to premix products.
	- No. of Licenses issued (mills, refineries & Bio-E plants)	1	5	0		All 27 mills/13 refineries have already registered for CY 2016-2017.
	- No. of Shipping permits issued	1	4,325	5,729	132	Increase in volume of transhipped sugar.
	- No. of Attestations/Verification of Sugar Quedans issued	1	248,400	209,833	84	
- Environmental Monitoring of Sugar Mills	- No. of of mills monitored	5	7	7	100	
	- No. of air samples analyzed		64	26	41	Depends on mill's request and schedule of SAGE Teams.
	- No. of wastewater samples analyzed		12	2	17	
- Sugar Quality Assurance	- No. of Product Standards implemented	1	2	2	100	continuing


FM-PPD-001, REV. 00

Effectivity Date: April 23, 2015


Consolidated by:


FELINA M. QUIAMBAO
PEO II
PPD

Submitted by:


ROSEMARIE S. GUMERA
Manager III
Planning & Policy Department

Approved:


ANJA ROSARIO V. PANER
Administrator

Legend: Key Result Area (KRA)

- 1 - Anti Corruption, Transparent, Accountable and Participatory Governance.
- 2 - Poverty Reduction and Empowerment of the Poor & Vulnerable.
- 3 - Rapid, Inclusive and Sustained Economic Growth.
- 4 - Just and Lasting Peace and Rule of Law.
- 5 - Integrity of the Environment and Climate Change Mitigation and Adoption.

FM-PPD-001, REV. 00

Effectivity Date: April 23, 2015