

**AGENCY PERFORMANCE REPORT**  
[FY JANUARY 1 - DECEMBER 31, 2022]

Agency: SUGAR REGULATORY ADMINISTRATION


Source of Fund: Corporate Fund and GAA Fund

PROGRAM/ACTIVITY/PROJECT	PERFORMANCE MEASURES	KRA	Physical Target	Accomplishment					% Accomplished	REMARKS
				Q1	Q2	Q3	Q4	TOTAL		
<b>MFO. 1 AGRICULTURE AND FISHERY POLICY SERVICES</b>										
Dissemination of SRA policies and industry updates	- No. of Circulars, Administrative Orders, Policies on Sugar Issued	1	96	19	24	14	12	69	72	
	- No. of projects monitored and evaluated		8	-	4	2	2	8	100	
	- No. of project proposals evaluated		23	16	2	2	3	23	100	
	- Information system/database developed/created		1	1	1	1	1	1	100	
	- Information system/database maintained		6	6	6	6	6	6	100	
	- No. of ICT facilities maintained		152	36	46	51	19	152	100	
	- No. of Webpages - uploaded/updated		900	212	306	208	174	900	100	
<b>MFO 2. TECHNICAL SUPPORT SERVICES</b>										
<b>2.1 Production Support Services</b>										
Variety sourcing, development, propagation and distribution	<b>Planting materials distributed</b>	2&3								
	- No. of Canepoints pieces (LAREC & LGAREC)		5,800,000	1,337,400	2,398,300	2,975,200	3,252,400	9,963,300	172	Effective planting schedule by proponent/cooperator.
	- No. of beneficiaries of canepoints		100	28	47	47	58	180	180	
	- No. of Canepoints pcs. (Rapid Propagation Project)		20,400,000	14,680,000	11,636,200	8,480,300	5,078,400	39,874,900	195	HYV nurseries established in SIDA BFs, seed farms, are also used for nursery expansion.
	- No. of beneficiaries of RPP		597	199	255	141	119	714	120	
	- No. of Plantlets (pcs.)		100,000	22,450	8,680	5,290	8,500	44,920	45	Controlled production as the green house is not yet repaired due to Typhoon Odette destruction. Some of the plantlet stocks are inside the Micro laboratory and nursery.
	- No. of beneficiaries of plantlets		20	9	6	52	7	74	370	Planter's/farmers preference to purchase good quality performing HYV varieties.
SRA/SIDA-Funded HYV Nurseries	- No. of HYV nurseries established	2	63	5	2	1	2	10	16	No nurseries established in Luzon/Mindanao. Waiting for approval of some RPP proposals.
	- No. HYV nurseries monitored	2	145	145	145	145	145	145	100	
Integrated Pest Management	<b>Biological agents distributed</b>	2								
	- No. of Trichogramma (pcs.)		10,000	10,573	6,141	3,064	6,647	26,425	264	Preferred by planters & farmers due to its high efficacy and affordable price.
- No. of trichogramma beneficiaries	2	25	25	14	26	15	80	320		

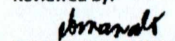
PROGRAM/ACTIVITY/ PROJECT	PERFORMANCE MEASURES	KRA	Physical Target	Accomplishment					Accomplished	REMARKS
				Q1	Q2	Q3	Q4	TOTAL		
Soil Improvement Through Proper Fertilization	Soil analysis	2	1400	962	1,163	1,019	1,233	4,377	313	Bulk of samples coming from block farms availing of the service.
	- No. of soil samples analyzed		490	426	439	292	360	1,517	310	
Soil Improvement Through Proper Fertilization	- No. of BMO distributed (gals.)	2&3	1000	3,029.24	4,968.58	4,017.97	4,438.23	16,454	1,645	More recipients availed the BMO at nearby areas due to the increasing prices of chemical fertilizers and was given to all beneficiaries for free.
	- No. of BMO beneficiaries		20	47	75	61	62	245	1,225	
Demonstration Farms	- No. of Demo farms established		15	7	7	-	-	14	93	
	- No. of Demo farms monitored		24	7	13	20	-	20	83	
Capability building of farmers through Outreach Programs	- No. of training & training events conducted (EWA, OPSI, livelihood, etc)	2&3	101	17	14	69	26	126	125	More trainings were conducted as travel restrictions due to Covid is relaxed.
	- No. of farmers trained		2,077	484	268	2,850	1,339	4,941	238	Well attended by block farm members
	- No. of IEC materials disseminated (print)		5,533	4,481	3,976	9,630	3,661	21,748	393	IEC materials distributed every trainings/seminars conducted.
	- No. of beneficiaries of IEC mat'ls.		5,533	4,481	3,976	9,630	3,661	21,748	393	
Capability building of SRA Extension Personnel	- Trainings conducted for Extension Personnel	2	4	-	8	2	1	11	275	OPSI trainings for newly hired/renewed COS personnel were conducted to improve/upgrade their skill sets.
	- No. of Extension Personnel trained			-	88	132	140	272		
	- No. of additional technical personnel hired	2&3	109	71	14	16	12	113	104	Renewal and hiring of new COS in Visayas.
SIDA Block Farm Program	- No. of block farms assisted & monitored	2&3	198	245	245	245	245	245	124	Conduct of monitoring and BF assistance increased as travel restrictions is lifted.
	- No. of block farms Validated		27	8	4	2	49	63	233	Increased number of validations conducted since LGUs lifted travel restrictions.
	- No. of block farms Accredited		43	7	5	-	38	50	116	More BF enrollees submitted complete required documents.
SIDA Scholarship Program	- No. of SIDA Funded SRA Scholars	2&3	298	230	230	298	298	298	100	
	- No. of SIDA Funded CHED Scholars		505	428	428	316	316	316	63	
SRA Research & Development	2.4 Research and Development									
	Production-related R & D activities conducted									
	Completed	2&3	35	7	15	5	14	41	117	early completion of some research projects
	Continuing		40	54	47	47	43	43	108	3 Genomic projects still on-going
	New		4	17	10	7	6	6	150	unplanned projects laid out

PROGRAM/ACTIVITY/PROJECT	PERFORMANCE MEASURES	KRA	Physical Target	Accomplishment				TOTAL	% Accomplished	REMARKS
				Q1	Q2	Q3	Q4			
<b>MFO 5. AGRICULTURAL &amp; FISHERY MACHINERY, EQUIPMENT AND FACILITIES SUPPORT SERVICES</b>										
	- No. Clonal garden maintained	2	3	3	3	3	3	3	100	
	- No. of Laboratories maintained		16	16	16	16	16	16	100	
<b>MFO 6. AGRICULTURAL &amp; FISHERY REGULATION SERVICES</b>										
Issuance of Regulatory Documents In Accordance with SRA Sugar Policies	- No. of Certificates Issued	1	4,796	1,297	1,234	972	700	4,203	88	
	- No. of Clearances Issued	1	2,418	963	1,279	1,578	1,496	5,316	220	Exceeded target as result of increased number of premix applicants and frequency of shipments
	- No. of Licenses issued (mills, refineries)	1	47	-	-	36	3	39	83	
	- No. of Bio-Ethanol plants registered		8	-	3	3	4	10	125	
	- No. of Shipping permits issued	1	17,079	5,938	4,350	3,801	7,079	21,168	124	Increase in shipping permits issued to sugar traders that opted to ship their sugar thru trucking services via RORO for Inter-Island crossing.
	- No. of Attestations/Verification of Sugar Quedans Issued	1	779,951	296,961	89,917	44,681	191,358	622,917	80	
Environmental Monitoring of Sugar Mills	- No. of mills monitored	5	19	5	5	4	11	25	132	Some mills requested to be sampled on a monthly basis.
	- No. of air samples analyzed		522	577	665	224	217	1,683	322	Some mill requests re-sampling if samples did not meet the standard.
	- No. of wastewater samples analyzed		39	14	18	14	8	46	118	
Sugar Quality Assurance	- No. of Product Standards implemented	1	2	2	2	2	2	2	100	
	- No. of raw sugar samples analyzed		780	268	245	124	160	797	102	Increased samples analyzed due to early start of milling season.
	- No. of white sugar samples analyzed		95	76	94	64	50	284	299	Increased samples analyzed from Refineries and BOC related activities.
<b>MFO 7. CREDIT SUPPORT SERVICES</b>										
SIDA Socialized Credit Program	- Amount of loans endorsed by SRA (in Millions Php)	2&3	106.839	70.3	87.23	22.73	46.19	226.45	212	Excess budget earned from the interests from 2016 - 2021 loan.

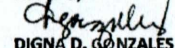
Prepared by:

  
**FEINA M. QUIAMBAO**  
 PEO II, SPPDEMD


Reviewed by:

  
**EMELYN B. MANALO**  
 PEO IV, SPPDEMD

Noted by:

  
**DIGNA D. GONZALES**  
 Manager III, PPSPD

Approved:

  
**DAVID JOHN THADDEUS P. ALBA**  
 Administrator

FM-PPD-001, REV. 00

Effectivity Date: April 23, 2015

Legend: Key Result Area (KRA)

- 1 - Anti Corruption, Transparent, Accountable and Participatory Governance.
- 2 - Poverty Reduction and Empowerment of the Poor & Vulnerable.
- 3 - Rapid, Inclusive and Sustained Economic Growth.
- 4 - Just and Lasting Peace and Rule of Law.
- 5 - Integrity of the Environment and Climate Change Mitigation and Adoption.