

**AGENCY PERFORMANCE REPORT
SECOND QUARTER 2020**

Agency: **SUGAR REGULATORY ADMINISTRATION**

Source of Fund: Corporate Fund/ GAA Fund

PROGRAM/ACTIVITY/PROJECT	PERFORMANCE MEASURES	KRA	Physical Target	Accomplishment	% Accomplished	REMARKS
MFO. 1 AGRICULTURE AND FISHERY POLICY SERVICES						
- Dissemination of SRA policies and industry updates	- No. of Circulars, Administrative Orders, Policies on Sugar Issued	1	25	25	100	
	- No. of Monitoring and evaluation reports disseminated	1	7	7	100	
	- Information system/database developed	1		1		continuing
	- no. maintained			6		continuing
	- ICT facilities - No. maintained	1	51	51	100	
	- No. of Website hits	1	148,698	148,698	100	
	- No. Webpages uploaded	1	562	562	100	
- No. Webpages updated	55		55	100		
MFO 2. TECHNICAL SUPPORT SERVICES						
- Variety sourcing, development, propagation and distribution	2.1 Production Support Services					
	Planting materials distributed (canepoints & plantlets) pcs.	2&3				
	- No. of Canepoints (LAREC & LGAREC)		1,100,000	1,763,000	160	Marked increase in distribution in LGAREC due to high demand for good performing varieties in terms of tonnage and LKg/TC.
	- No. of Canepoints (SRA-funded/SIDA funded)		4,000,000	9,354,600	234	Increased distribution due to increased production of HYVs by mill districts which used their received allocated budget for fertilizer and labor.
	- No. of Plantlets (pcs.)		75,000	25,290	34	Target was not reached due to travel restrictions imposed by the municipalities, cities and provinces due to Covid-19.
- SRA/SIDA-Funded HVY Nurseries	- No. of SRA funded/SIDA funded HVY nurseries established	2	11	5	45	Delay in implementation due to delay in procurement process, availability of area for demo farms and weather condition in Visayas.
	- No. of SRA funded/SIDA funded HVY nurseries monitored		88	1	1	
- HVY Propagation & Distribution	- No. of beneficiaries of planting materials (canepoints)	2&3	49	179	365	Marked increase in number of takers due to high demand for good performing varieties in terms of tonnage and LKg/TC.
	- No. of beneficiaries of planting materials (plantlets)		5	4	80	
- Integrated Pest Management	Biological agents distributed	2				
	- No. of Trichogramma (pcs.)		3,500	9,134	261	Farmers save a lot of money by using T. Strips instead of chemicals which are toxic to human health and hazard to the environment.

PROGRAM/ACTIVITY/PROJECT	PERFORMANCE MEASURES	KRA	Physical Target	Accomplishment	% Accomplished	REMARKS
- Soil Improvement Through Proper Fertilization	Soil analysis	2	675	722	107	Sugarcane farmers from nearby provinces find it easy to transport their soil samples to Bacolod and LAREC.
	- No. of soil samples analyzed					
	Individuals provided with other services	2				
	- No. of trichogramma beneficiaries		10	12	120	Increase due to the awareness of farmers of the beneficial effects of T. strips.
	- No. of planters served for soil analysis		200	533	267	Individual sugarcane farmers, block farm farmers and various clients availed the service to determine fertility of the soil.
	2.3 Extension Support Services					
- Demonstration Farms	- No. of Demo farms established		3	6	200	Increase in demo farms established in Visayas due to sugarcane-rice-based cropping system adoption, that will serve as another source of income for farmers. None established in Luzon/Mindanao for Q2.
	- No. of Demo farms monitored		20	7	35	Procurement of raw materials on process. Target establishment of demo farms in Visayas is on the 4th Quarter of 2020 for 35 SIDA Block Farms. One (1) demo farm monitored continuing in Extension Luzon/Mindanao, located in Pensumil.
- Capability building of farmers through Outreach Programs and Trainings in Sugarcane Farming.	- No. of training & training events conducted (EWA, OPSI, livelihood, etc)	2&3	26	10	38	No training activities conducted for 2Q in Luzon/Mindanao due to COVID19 prevention protocols.
	- No. of farmers trained (RDE Program on Capacity Bldg)	2&3	550	239	43	
	- No. of IEC materials disseminated (print)	2&3	500	142	28	Low IEC distribution since no trainings were conducted in Q2 in Extension Luzon/Mindanao due to COVID 19.
	- No. of beneficiaries of IEC materials	2&3	500	142	28	
- Capability building for SRA Personnel	- Trainings conducted for Extension Personnel	2	3	-		No training events conducted for extension personnel due to COVID 19
	- No. of Extension Personnel trained		50	-		
	- No. of International conferences/trainings attended			-		
	- No. of additional technical personnel hired		75	76	101	
- Block Farm Program	SRA Initiated Block Farms	2&3				Renewal of contracts of COS.
	- No. of block farms assisted and monitored					
	- No. of block farms Validated					
	- No. of block farms Accredited					
- Scholarship Program	SIDA Funded Scholars	2&3				on-going updated list as of June 10, 2020
	- No. of SRA scholars		300	184	61	
	- No. of CHED scholars			426		
	- No. of TESDA scholars					


PROGRAM/ACTIVITY/PROJECT	PERFORMANCE MEASURES	KRA	Physical Target	Accomplishment	% Accomplished	REMARKS
	2.4 Research and Development					
	Production-related R & D activities conducted	2&3				
	Completed		12	16	133	Four (4) terminal reports (3 allied; 1 vipm) for submission at a later schedule were completed in Q2.
	Continuing		43	40	93	
	New		1	1	100	
MFO 5. AGRICULTURAL & FISHERY MACHINERY, EQUIPMENT AND FACILITIES SUPPORT SERVICES						
	- No. Clonal garden maintained	2	2	2	100	
	- No. of Laboratories maintained		12	12	100	
MFO 6. AGRICULTURAL & FISHERY REGULATION SERVICES						
- Issuance of Regulatory Documents in Accordance with SRA Sugar Policies	- No. of Certificates Issued	1	363	822	226	Increase in sugar resampling analysis that did not meet quality standards.
	- No. of Clearances issued	1	475	790	166	There was a significant increase on the number of importers/applicants due to the strict compliance of the BOC on the requirement of an SRA clearance on imported commodities covered by SRA rules and regulations.
	- No. of Licenses issued (mills, refineries & Bio-E plants)	1	-	-		
	- No. of Bioethanol plants registered	1				
	- No. of Shipping permits issued	1	4,110	3,902	95	
	- No. of Certificates for Land use validations issued				21	
	- No. of Attestations/Verification of Sugar Quedans issued	1	152,279	105,802	69	
- Environmental Monitoring of Sugar Mills	- No. of air samples analyzed	5	5	4	80	Increase in sugar resampling analysis that did not meet the standards.
	- No. of wastewater samples analyzed		42	50	119	
			3	10	333	Increase in waste water samples due to additional waste water outlets considered by mills for water analysis.
- Sugar Quality Assurance	- No. of Product Standards implemented	1	2	2	100	continuing
MFO 7. CREDIT SUPPORT SERVICES						
- Socialized Credit Program	- No. of service center providers loans endorsed to Landbank	2&3	13	2	15	Some applications were denied due to adverse findings on key officers, poor financial condition of the borrowing organization, and existing past due loans.
	- No. of crop loans endorsed to Landbank	2&3	2605	1714	66	

Source: 2020 Second Quarter Accomplishment Reports of SRA Units

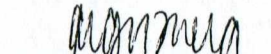
FM-PPD-001, REV. 00

Effectivity Date: April 23, 2015


Prepared by:


FELINA M. QUIAMBAO
PEO II, SPPDEMD
PPSPD

Submitted by:


ROSEMARIE S. GUMERA
Manager III
Planning , Policy and Special P

Approved:


Engr. HERMENEGILDO R. SERAFICA
Administrator

Legend: Key Result Area (KRA)

- 1 - Anti Corruption, Transparent, Accountable and Participatory Governance.
- 2 - Poverty Reduction and Empowerment of the Poor & Vulnerable.
- 3 - Rapid, Inclusive and Sustained Economic Growth.
- 4 - Just and Lasting Peace and Rule of Law.
- 5 - Integrity of the Environment and Climate Change Mitigation and Adoption.