

Sugar Regulatory Administration
CONSOLIDATED TRIAL BALANCE
Corporate Fund Account

Ledger of SUGAR REGULATORY ADMINISTRATION showing balances of accounts as of September 30, 2019

ACCOUNTS	Account Code	TRIAL BALANCE- QC as of September 30, 2019		TRIAL BALANCE- BC as of September 30, 2019		CONSOLIDATED TRIAL BAL as of September 30, 2019	
		Debit	Credit	Debit	Credit	Debit	Credit
CURRENT ASSETS							
Cash	101	3,112,840,565.08	-	162,441,694.31	-	3,275,282,259.39	-
Cash on Hand	10101	2,877,427.80	-	370,932.25	-	3,248,360.05	-
Cash - Collecting Officers	10101010	2,727,427.80	-	120,932.25	-	2,848,360.05	-
Petty Cash	10101020	150,000.00	-	250,000.00	-	400,000.00	-
Cash in Bank - Local Currency	10102	3,065,793,137.28	-	162,070,762.06	-	3,227,863,899.34	-
Cash in Bank-Local Currency, Current	10102020	2,899,273,686.59	-	161,701,364.78	-	3,060,975,051.37	-
LBP-San Fernando	10102020-1	1,421,550.45	-	-	-	1,421,550.45	-
LBP- Balayan	10102020-2	191,746.27	-	-	-	191,746.27	-
LBP- North Avenue	10102020-3	1,800,235,863.95	-	-	-	1,800,235,863.95	-
LBP SRA Sugar liens	10102020-4	313,191,640.52	-	-	-	313,191,640.52	-
LBP - ACEF, Current 1/	10102020-5	2,817,547.51	-	-	-	2,817,547.51	-
LBP-Bacolod (Corporate)	10102020-6	-	-	42,993,362.50	-	42,993,362.50	-
LBP Bacolod (ACEF) 1/	10102020-7	-	-	114,343.80	-	114,343.80	-
LBP Bacolod (CA# 0422-1234-66)Other Projects	10102020-12	-	-	1,845,257.46	-	1,845,257.46	-
LBP Bacolod (0422-1248-70)	10102020-13	-	-	238,838.97	-	238,838.97	-
LBP-SIDA Account	10102020-14	781,415,337.89	-	-	-	781,415,337.89	-
LBP-Bacolod SIDA Account	10102020-15	-	-	116,509,562.05	-	116,509,562.05	-
Cash in Bank-Local Currency, Savings	10102030	166,519,450.69	-	369,397.28	-	166,888,847.97	-
LBP-High Yielding Savings	10102030-1	160,993,827.47	-	-	-	160,993,827.47	-
LBP ACEF-HYSA 1/	10102030-2	5,525,623.22	-	-	-	5,525,623.22	-
LBP Bacolod (RAGASA)	10102030-3	-	-	369,397.28	-	369,397.28	-
Treasury/Agency Cash Account	10104	44,170,000.00	-	-	-	44,170,000.00	-
Cash - Modified Disbursement System	10104040	44,170,000.00	-	-	-	44,170,000.00	-
Investments	102	34,554,748.32	-	-	-	34,554,748.32	-
Financial Assets - Held to Maturity	10202	34,472,748.32	-	-	-	34,472,748.32	-
Investment in Treasury Bills - Local 2/	10202010	34,472,748.32	-	-	-	34,472,748.32	-
Other Investments	10299	82,000.00	-	-	-	82,000.00	-
Other Investments	10299990	82,000.00	-	-	-	82,000.00	-
Receivables	103	1,540,129,412.05	66,093,269.22	215,166,199.00	4,260,096.35	1,755,295,611.05	70,353,365.57
Loans & Receivable Accounts	10301	404,668.46	-	-	-	404,668.46	-
Accounts Receivable	10301010	404,668.46	-	-	-	404,668.46	-
Allowance for Impairment - Accounts Receivable	10301011	-	-	-	-	-	-
Inter-Agency Receivables	10303	1,342,662,897.69	-	209,304,149.08	-	1,551,967,046.77	-
Due From NGAs	10303010	702,905,821.25	-	2,664,149.08	-	705,569,970.33	-
Allowance for Impairment - Due From NGAs	10303011	-	-	-	-	-	-
Due From GOCCs	10303050	639,757,076.44	-	206,640,000.00	-	846,397,076.44	-
Allowance for Impairment - Due From GOCCs	10303051	-	-	-	-	-	-
Intra-Agency Receivables	10304	114,280,182.36	-	-	-	114,280,182.36	-
Due From Bacolod Office	10304070	114,280,182.36	-	-	-	114,280,182.36	-
Other Receivables	10305	82,781,663.54	66,093,269.22	5,862,049.92	4,260,096.35	88,643,713.46	70,353,365.57
Receivables - Disallowances/Charges	10305010	817,468.55	-	93,754.15	-	911,222.70	-
Receivables-Disallowances/Charges	10305010-1	496,580.55	-	93,754.15	-	590,334.70	-
Receivables-Disallowances/Charges (B)	10305010-2	320,888.00	-	-	-	320,888.00	-
Due From Officers and Employees	10305020	181,216.38	-	117,957.95	-	299,174.33	-
Due From NGOs/POs	10305030	16,198,289.94	-	1,483,995.62	-	17,682,285.56	-
Other Receivables	10305990	65,584,688.67	-	4,166,342.20	-	69,751,030.87	-
Claims on Unrelieved Losses of Assets	10305990-1	207,819.67	-	-	-	207,819.67	-
Claims on Disallowed Checks	10305990-2	23,750.17	-	-	-	23,750.17	-
Other Receivables (LES Lots)	10305990-3	107,949.00	-	-	-	107,949.00	-
Other Receivables	10305990-4	2,591,862.83	-	4,166,342.20	-	6,758,205.03	-
Due from Dept. of Agriculture (DA)	10305990-5	1,250,635.00	-	-	-	1,250,635.00	-
Due from NASUTRA	10305990-6	54,249,557.52	-	-	-	54,249,557.52	-
Due from OCI SILANGAN	10305990-7	6,698,114.48	-	-	-	6,698,114.48	-
Due from Council for Agriculture, Forestry, etc.	10305990-8	455,000.00	-	-	-	455,000.00	-
Allowance for Impairment - Other Receivables	10305991	-	66,093,269.22	-	4,260,096.35	-	70,353,365.57
Inventories	104	458,517.39	-	1,866,519.58	-	2,325,036.97	-
Supplies	10404	458,517.39	-	1,866,519.58	-	2,325,036.97	-
Office Supplies Inventory	10404010	458,517.39	-	101,086.18	-	559,603.57	-
Agricultural Supplies Invty (Bacolod)	10404090	-	-	1,765,433.40	-	1,765,433.40	-
Other Current Assets	199	12,034,804.06	-	4,932,191.93	-	16,967,995.99	-
Advances	19901	2,679,856.10	-	2,907,097.50	-	5,586,953.60	-
Advances for Operating Expenses	19901010	-	-	-	-	-	-
Advances to Special Disbursing Officer	19901030	2,663,136.10	-	2,101,373.50	-	4,764,509.60	-
Advances to Officers and Employee	19901040	16,720.00	-	805,724.00	-	822,444.00	-

1/ Intended for DA-Sugar ACEF Projects

2/ Includes funds escrow for payment of NASUTRA payables in the amount of P16.549M

ACCOUNTS	Account Code	TRIAL BALANCE- QC		TRIAL BALANCE- BC		CONSOLIDATED TRIAL BAL	
		as of September 30, 2019		as of September 30, 2019		as of September 30, 2019	
		Debit	Credit	Debit	Credit	Debit	Credit
Prepayments	19902	7,769,566.87	-	2,006,794.43	-	9,775,361.30	-
Prepaid Insurance	19902050	189,455.97	-	-	-	189,455.97	-
Prepaid Insurance - Gov't Buildings	19902050-1	59,708.85	-	-	-	59,708.85	-
Prepaid Insurance - Motor Vehicles	19902050-2	86,956.04	-	-	-	86,956.04	-
Prepaid Insurance - SRA Directories/Office	19902050-3	42,791.08	-	-	-	42,791.08	-
Advances to Contractors	19902010	396,973.20	-	1,618,130.61	-	2,015,103.81	-
Creditable Input Tax	19902070	-	-	-	-	-	-
Other Prepayments	19902990	7,182,137.70	-	388,663.82	-	7,570,801.52	-
Deposits	19903	1,586,381.09	-	19,300.00	-	1,605,681.09	-
Guaranty Deposits	19903020	1,532,081.09	-	19,300.00	-	1,551,381.09	-
Other Deposits	19903990	54,300.00	-	-	-	54,300.00	-
TOTAL CURRENT ASSETS		4,700,018,046.80	66,093,269.22	384,407,604.82	4,260,096.35	5,084,425,651.72	70,353,365.87
Investment Property	105	53,944,001.88	12,455,453.21	7,317,478.00	-	61,261,479.88	12,455,453.21
Land and Buildings	10501	53,944,001.88	12,455,453.21	7,317,478.00	-	61,261,479.88	12,455,453.21
Investment Property, Land	10501010	37,909,698.12	-	7,317,478.00	-	45,227,176.12	-
Accumulated Impairment Losses - Investment Property	10501011	-	-	-	-	-	-
Investment Property, Buildings	10501020	16,034,303.76	-	-	-	16,034,303.76	-
Accumulated Depreciation - Investment Property, Build	10501021	-	12,455,453.21	-	-	-	12,455,453.21
Property, Plant & Equipment	106	256,181,193.45	151,213,168.94	284,900,932.68	162,484,127.70	541,082,126.13	313,697,296.64
Land	10601	110,937.94	-	76,735.05	-	187,672.99	-
Land	10601010	110,937.94	-	76,735.05	-	187,672.99	-
Land Improvements	10602	11,076,249.51	8,817,883.20	21,395,080.96	16,904,617.23	32,471,330.47	26,722,300.43
Land Improvements	10602010	-	-	-	-	-	-
Accumulated Depreciation - Land Improvements	10602011	-	-	-	-	-	-
Other Land Improvements	10602990	11,076,249.51	-	21,395,080.96	-	32,471,330.47	-
Accumulated Depreciation - Other Land Improvement	10602991	-	8,817,883.20	-	16,904,617.23	-	26,722,300.43
Buildings and Other Structures	10604	47,627,420.86	11,780,045.90	63,342,082.89	34,121,240.29	110,968,503.75	45,901,286.19
Buildings	10604010	29,202,271.45	-	40,151,062.66	-	69,353,334.11	-
Accumulated Depreciation - Office Buildings	10604011	-	8,172,233.48	-	19,005,105.49	-	27,177,338.97
Other Structures	10604990	18,425,149.41	-	23,191,020.23	-	41,616,169.64	-
Accumulated Depreciation - Other Structures	10604991	-	3,607,812.42	-	15,116,134.80	-	18,723,947.22
Machinery and Equipment	10605	141,484,702.00	99,344,924.55	168,844,547.80	95,776,789.23	310,329,249.80	195,121,713.78
Office Equipment	10605020	7,815,126.91	-	13,666,535.10	-	21,481,662.01	-
Accumulated Depreciation - Office Equipment	10605021	-	6,848,873.31	-	9,964,213.93	-	16,813,087.24
Information and Communication Technology Equipme	10605030	30,711,117.45	-	25,133,810.85	-	55,844,928.30	-
Accumulated Depreciation - Information and Commun	10605031	-	24,870,629.79	-	15,444,402.68	-	40,315,032.47
Agricultural Equipment	10605040	5,877,895.11	-	30,064,361.18	-	35,942,256.29	-
Accumulated Depreciation - Agricultural Equipment	10605041	-	2,609,585.44	-	15,476,664.67	-	18,086,250.11
Communication Equipment	10605070	155,755.80	-	89,950.00	-	245,705.80	-
Accumulated Depreciation - Communication Equipme	10605071	-	142,069.27	-	8,545.20	-	150,614.47
Technical and Scientific Equipment	10605140	88,496,479.73	-	92,455,844.86	-	180,952,324.59	-
Accumulated Depreciation-Technical and Scientific Eq	10605141	-	52,374,995.23	-	49,646,816.00	-	102,021,811.23
Sports Equipment	10605130	241,493.00	-	147,508.00	-	389,001.00	-
Accumulated Depreciation - Sports Equipment	10605131	-	98,147.63	-	80,778.64	-	178,926.27
Other Machinery & Equipment	10605990	8,186,834.00	-	7,286,537.81	-	15,473,371.81	-
Accumulated Depreciation - Other Machinery and Eq	10605991	-	12,400,623.88	-	5,155,368.11	-	17,555,991.99
Transportation Equipment	10606	32,283,689.20	16,372,677.99	21,303,360.14	14,830,730.31	53,587,049.34	31,203,408.30
Motor Vehicles	10606010	32,283,689.20	-	21,303,360.14	-	53,587,049.34	-
Accumulated Depreciation - Motor Vehicles	10606011	-	16,372,677.99	-	14,830,730.31	-	31,203,408.30
Furniture, Fixtures and Books	10607	2,955,698.00	622,816.12	2,644,107.40	850,750.64	5,599,805.40	1,473,566.76
Furniture and Fixtures	10607010	2,884,698.00	-	2,484,582.40	-	5,369,280.40	-
Accumulated Depreciation - Furniture and Fixtures	10607011	-	617,258.67	-	782,966.16	-	1,400,224.83
Books	10607020	71,000.00	-	159,525.00	-	230,525.00	-
Accumulated Depreciation - Library Books	10607021	-	5,557.45	-	67,784.48	-	73,341.93
Other Property, Plant & Equipment	10698	18,938,610.59	13,275,021.18	-	-	18,938,610.59	13,275,021.18
Other Property, Plant & Equipment	10698990	18,938,610.59	-	-	-	18,938,610.59	-
Accumulated Depreciation - Other Plant, Property & E	10698991	-	13,275,021.18	-	-	-	13,275,021.18
Construction in Progress	10699	1,703,885.35	-	7,295,018.44	-	8,998,903.79	-
Construction in Progress - Building & Other Structure	10699030	1,703,885.35	-	7,295,018.44	-	8,998,903.79	-
Intangible Assets	108	1,180,000.00	413,000.07	-	-	1,180,000.00	413,000.07
Intangible Assets	10801	1,180,000.00	413,000.07	-	-	1,180,000.00	413,000.07
Computer Software	10801020	1,180,000.00	-	-	-	1,180,000.00	-
Accum. Amort. - Computer Software	10801021	-	413,000.07	-	-	-	413,000.07
Other Non-Current Assets	199	542,667.32	-	434,644.78	-	977,312.10	-
Other Assets	19999	542,667.32	-	434,644.78	-	977,312.10	-
Deferred Charges/Losses	19999080	-	-	121,057.89	-	121,057.89	-
Other Assets	19999990	542,667.32	-	313,586.89	-	856,254.21	-
Accumulated Depreciation - Other Assets	19999991	-	-	-	-	-	-
TOTAL NON-CURRENT ASSETS		311,847,862.65	164,081,622.22	292,653,055.46	162,484,127.70	604,500,918.11	326,565,749.82
TOTAL ASSETS		5,011,865,909.55	230,174,891.44	677,060,660.28	166,744,224.05	5,688,926,569.83	396,919,115.49

N

ACCOUNTS	Account Code	TRIAL BALANCE- QC		TRIAL BALANCE- BC		CONSOLIDATED TRIAL BAL	
		as of September 30, 2019		as of September 30, 2019		as of September 30, 2019	
		Debit	Credit	Debit	Credit	Debit	Credit
LIABILITIES							
CURRENT LIABILITIES							
Financial Liabilities	201	-	2,008,444.54	-	8,898,598.04	-	10,907,042.58
Payables	20101	-	2,008,444.54	-	8,898,598.04	-	10,907,042.58
Accounts Payable	20101010	-	357,974.15	-	5,445,999.02	-	5,803,973.17
Due to Officers and Employees	20101020	-	1,650,470.40	-	3,452,599.02	-	5,103,069.42
Finance Lease Payable	20101070	-	(0.01)	-	-	-	(0.01)
Inter-Agency Payables	202	-	14,421,632.78	-	3,854,887.86	-	18,276,520.64
Inter-Agency Payables	20201	-	14,421,632.78	-	3,854,887.86	-	18,276,520.64
Due to BIR	20201010	-	3,946,830.69	-	1,582,843.04	-	5,529,673.73
Due to GSIS	20201020	-	1,128,677.93	-	1,985,420.78	-	3,114,098.71
Due to Pag-ibig	20201030	-	(330.16)	-	52,233.42	-	51,903.26
Due to PHILHEALTH	20201040	-	(293.22)	-	120,750.34	-	120,457.12
Due to other NGAs	20201050	-	9,346,747.54	-	113,640.28	-	9,460,387.82
Due to DA-ACEF	20201050-1	-	8,446,591.02	-	113,640.28	-	8,560,231.30
Due to National Home Mortgage Finance	20201050-2	-	-	-	-	-	-
Due to DAR - Block Farming	20201050-3	-	-	-	-	-	-
Due to DOST-Molecular Techniques Project	20201050-4	-	-	-	-	-	-
Due to DOST- PCAARRD-SRA Project	20201050-5	-	-	-	-	-	-
Due to DOST - PNRI Smart Farming Project	20201050-6	-	125,633.67	-	-	-	125,633.67
Due to DA-Yolanda Fund (YRRP)	20201050-7	-	774,522.85	-	-	-	774,522.85
Income Tax Payable	20201130	-	-	-	-	-	-
Intra-Agency Payables	203	-	-	-	114,532,729.34	-	114,532,729.34
Intra-Agency Payables	20301	-	-	-	114,532,729.34	-	114,532,729.34
Due to Home Office	20301060	-	-	-	114,532,729.34	-	114,532,729.34
Trust Liabilities	204	-	1,369,487,411.11	-	4,139,880.28	-	1,373,627,291.39
Trust Liabilities	20401	-	1,369,487,411.11	-	4,139,880.28	-	1,373,627,291.39
Guaranty/Security Deposits Payable	20401040	-	1,369,487,411.11	-	4,139,880.28	-	1,373,627,291.39
Guaranty Deposits Payable	20401040-1	-	641,420,981.84	-	3,205,262.14	-	644,626,243.98
Production Enhancement Bond	20401040-1a	-	727,442,894.50	-	-	-	727,442,894.50
Retention Fee	20401040-3	-	623,534.77	-	934,618.14	-	1,558,152.91
Provisions	206	-	55,326,355.35	-	29,400,351.01	-	84,726,706.36
Provisions	20601	-	55,326,355.35	-	29,400,351.01	-	84,726,706.36
Leave Benefits Payable	20601020	-	55,326,355.35	-	29,400,351.01	-	84,726,706.36
Other Current Payables	299	-	23,293,347.66	-	3,249,982.14	-	26,543,329.80
Other Payables	29999	-	23,293,347.66	-	3,249,982.14	-	26,543,329.80
Dividends Payable	29999090	-	-	-	-	-	-
Other Payables	29999990	-	23,293,347.66	-	3,249,982.14	-	26,543,329.80
Due to Liberty Aviation Corporation	29999990-1	-	4,527,585.88	-	-	-	4,527,585.88
Due to NASUTRA Creditors	29999990-2	-	16,549,224.37	-	-	-	16,549,224.37
Mutual Assistance Program (MAP)	29999990-3	-	(346.00)	-	48,837.05	-	48,491.05
SURECCO Loan	29999990-4	-	(2,400.00)	-	652,865.67	-	650,465.67
SURECCO-Damayan	29999990-5	-	(106.50)	-	22,071.46	-	21,964.96
Surecco-Healthcare (HMO)	29999990-6	-	(1,119.00)	-	49,603.77	-	48,484.77
SUGAREAP (Dues)	29999990-7	-	1,800.00	-	17,386.25	-	19,186.25
PHILAM	29999990-9	-	-	-	-	-	-
Due to Bukid Verde Inc.-Micropropagation Proj.	29999990-23	-	-	-	-	-	-
Due to MJ Multiines Inc.-Bioefficacy Testing	29999990-24	-	-	-	-	-	-
Due to JIRCAS-Proj. for the Dev't of Sustainable S	29999990-25	-	25,264.75	-	-	-	25,264.75
Due to Intelligrow Agri Product Trading	29999990-26	-	-	-	-	-	-
Due to UPLB-Dev't of Nano-fertilizers for Sugarca	29999990-27	-	42,455.25	-	-	-	42,455.25
Due to JIRCAS-Mngt.on expt'l field & growth of s	29999990-28	-	90,755.40	-	-	-	90,755.40
COA Suspension	29999990-29	-	-	-	150,478.83	-	150,478.83
Due to AFSIS-SRA Project	29999990-30	-	2,042,896.71	-	-	-	2,042,896.71
SUDEMUPCO	29999990-31	-	-	-	92,862.28	-	92,862.28
SLD	29999990-32	-	-	-	206,102.05	-	206,102.05
RAGASA	29999990-33	-	-	-	335,918.80	-	335,918.80
OPSI	29999990-34	-	-	-	1,576,478.24	-	1,576,478.24
Other Payables	29999990-99	-	17,336.80	-	97,377.74	-	114,714.54
TOTAL CURRENT LIABILITIES		-	1,464,537,191.44	-	164,076,428.67	-	1,628,613,620.11
NON-CURRENT LIABILITIES							
Deferred Credits	205	-	-	-	122,357.89	-	122,357.89
Deferred Credits	20501	-	-	-	122,357.89	-	122,357.89
Other Deferred Credits	20501990	-	-	-	122,357.89	-	122,357.89
TOTAL NON-CURRENT LIABILITIES		-	-	-	122,357.89	-	122,357.89
TOTAL LIABILITIES		-	1,464,537,191.44	-	164,198,786.56	-	1,628,735,978.00

N

ACCOUNTS	Account Code	TRIAL BALANCE- QC		TRIAL BALANCE- BC		CONSOLIDATED TRIAL BAL	
		as of September 30, 2019		as of September 30, 2019		as of September 30, 2019	
		Debit	Credit	Debit	Credit	Debit	Credit
EQUITY							
Government Equity	301	-	2,081,991,468.57	-	368,540,581.02	-	2,450,532,049.59
Government Equity	30101	-	2,081,991,468.57	-	368,540,581.02	-	2,450,532,049.59
Accumulated Surplus	30101010		2,045,079,012.09		330,855,236.73		2,375,934,248.82
Government Equity	30101020		36,912,456.48		37,685,344.29		74,597,800.77
REVENUES	4						
Service and Business Income	402	-	559,174,698.39	-	136,126,514.82	-	695,301,213.21
Service Income	40201	-	529,139,960.85	-	133,069,086.58	-	662,209,047.43
Permit Fees	40201010	-	15,139,320.09	-	52,505,421.29	-	67,644,741.38
Milling Permit Fee	40201010-1		4,383,462.88		8,521,890.10		12,905,372.98
Shipping Permit	40201010-2		1,206,296.05		25,457,568.27		26,663,864.32
Stabilization Fee	40201010-3		8,683,226.11		16,841,619.97		25,524,846.08
Special Milling Fee	40201010-4		866,315.05		1,684,342.95		2,550,658.00
Registration Fees	40201020	-	3,614,000.00	-	1,985,000.00	-	5,599,000.00
Registration Fee-Molasses/Sugar Traders	40201020-1		2,810,000.00		1,885,000.00		4,695,000.00
Registration Fee-Muscovado Converters	40201020-2		48,000.00		96,000.00		144,000.00
Registration Fee-Bioethanol Manufacturer/Product	40201020-3		14,000.00		-		14,000.00
Registration Fee-Warehouse	40201020-4		42,000.00		4,000.00		46,000.00
Registration Fee-High Fructose Corn Syrup (HFCS)	40201020-5		700,000.00		-		700,000.00
Clearance and Certification Fees	40201040	-	414,729,064.12	-	41,181.25	-	414,770,245.37
Clearance Fee-Export Sugar	40201040-1		5,309,937.00		20,221.25		5,330,158.25
Clearance Fee Muscovado Converters	40201040-2		57,600.00		960.00		58,560.00
Clearance Fee- Imported Refined Sugar	40201040-3		130,995,421.70		-		130,995,421.70
Clearance Fee- Imported Raw Sugar	40201040-4		-		-		-
Clearance Fee on Pre-Mix Sugar Importation	40201040-5		7,744,915.82		-		7,744,915.82
Clearance on Imported Molasses	40201040-6		269,336,856.60		-		269,336,856.60
Certificate Port of Origin	40201040-7		1,061,987.31		-		1,061,987.31
Clearance Fee - High Fructose Corn Syrup (HFCS)	40201040-8		188,777.19		-		188,777.19
Clearance Fee - Chemical Pure Fructose	40201040-9		27,058.50		-		27,058.50
Sanitary Certificate	40201040-10		-		-		-
Clearance Fee - Exported Molasses	40201040-11		510.00		-		510.00
Accreditation Fee - Civil Society Org.	40201040-12		6,000.00		13,000.00		19,000.00
Clearance Fee - Exported HFCS	40201040-13		-		-		-
Accreditation Fee - Farm Mech. Service Provider	40201040-14		-		7,000.00		7,000.00
Licensing Fee	40201060	-	63,000.00	-	42,900.00	-	105,900.00
Milling License Fee - Sugar Mills	40201060-1		63,000.00		42,900.00		105,900.00
Supervision and Regulation Enforcement Fees	40201070	-	93,221,764.14	-	75,852,546.83	-	169,074,310.97
Monitoring Fee-Imported Sugar	40201070-1		-		-		-
Monitoring Fee-Refined Sugar	40201070-2		10,230,731.14		18,287,135.94		28,517,867.08
Monitoring Fee-Local Food Processor	40201070-3		-		-		-
Regular Swapping	40201070-4		2,697,839.34		153,734.79		2,851,574.13
Monitoring Fee-Raw Sugar	40201070-5		21,917,659.21		42,599,413.85		64,517,073.06
Application Fee	40201070-6		238,000.00		-		238,000.00
Monitoring Fee-Imported Food Processor	40201070-7		21,879,176.68		-		21,879,176.68
Monitoring Fee-SAGE	40201070-8		173,102.00		316,846.00		489,948.00
Reinstatement Fee	40201070-9		9,278.55		-		9,278.55
Amendment of CEA	40201070-10		226,299.42		-		226,299.42
Amendment of Clearance	40201070-11		2,350.00		-		2,350.00
Monitoring Fee-Bioethanol	40201070-12		9,009,702.60		4,792,871.25		13,802,573.85
Monitoring Fee-Bioethanol Trust Fund	40201070-13		18,019,405.20		9,585,742.50		27,605,147.70
Revalidation Fee on Sugar	40201070-14		220.00		1,235.00		1,455.00
Advanced Swapping/Replenishment	40201070-15		-		-		-
Reclassification of Sugar (from D to B)	40201070-16		-		-		-
Advance Refining C Sugar	40201070-19		610,000.00		-		610,000.00
Reclassification	40201070-20		8,208,000.00		-		8,208,000.00
Filing/Inspection Fee-Biofuel	40201070-21		-		-		-
Switching Fee	40201070-22		-		-		-
Extension Validity of Swapping	40201070-23		-		-		-
Advance Refining "D" Sugar	40201070-24		-		-		-
Extension Fee (dispositon of sugar from whse)	40201070-25		-		29,784.00		29,784.00
Reclassification (HFCS)	40201070-26		-		-		-
Extension fee for new deadline for shipment...	40201070-27		-		85,783.50		85,783.50
Processing Fees	40201130	-	-	-	-	-	-
Export Processing Fee	40201130-1		-		-		-
Fines and Penalties - Service Income	40201140	-	353,662.50	-	105,337.21	-	458,999.71
Stop/Lift Order	40201140-1		22,930.05		4,430.55		27,360.60
Fines and Penalties - Suppliers	40201140-2		190,685.12		80,906.66		271,591.78
Fines & Penalties Forfeited Bond	40201140-3		-		-		-
Fines and Penalties - Others	40201140-4		140,047.33		20,000.00		160,047.33
Other Service Income	40201990	-	2,019,150.00	-	2,536,700.00	-	4,555,850.00
Raw Sugar Analysis	40201990-1		413,650.00		1,884,850.00		2,298,500.00
Refined Sugar Analysis	40201990-2		199,675.00		-		199,675.00
Muscovado Sugar Analysis	40201990-3		10,300.00		1,200.00		11,500.00
Molasses Analysis	40201990-4		85,225.00		173,450.00		258,675.00
Soil Analysis	40201990-5		11,000.00		155,000.00		166,000.00
Special Analysis	40201990-6		127,300.00		275,200.00		402,500.00
Filing Fee-Land Conversion	40201990-7		307,000.00		27,000.00		334,000.00
Inspection Fee-Land Conversion	40201990-8		865,000.00		20,000.00		885,000.00
Business Income	40202	-	30,034,737.54	-	3,057,428.24	-	33,092,165.78
Rent Income	40202050	-	24,678,614.01	-	-	-	24,678,614.01
Rent Income - Building	40202050-1		24,649,614.01		-		24,649,614.01
Rent Income - Premises	40202050-2		29,000.00		-		29,000.00

W


ACCOUNTS	Account Code	TRIAL BALANCE- QC		TRIAL BALANCE- BC		CONSOLIDATED TRIAL BAL	
		as of September 30, 2019		as of September 30, 2019		as of September 30, 2019	
		Debit	Credit	Debit	Credit	Debit	Credit
Income from Printing and Publication	40202150	-	278,700.00	-	275,325.00	-	554,025.00
Subscription Fee	40202150-1	-	139,700.00	-	56,925.00	-	196,625.00
Bidding Form	40202150-2	-	139,000.00	-	218,400.00	-	357,400.00
Interest Income	40202210	-	3,904,265.54	-	166,582.81	-	4,070,848.35
Other Business Income	40202990	-	1,173,157.99	-	2,615,520.43	-	3,788,678.42
Sale of Sugar	40202990-1	-	857,388.45	-	1,262,158.63	-	2,119,547.08
Sale of Molasses	40202990-2	-	152,379.54	-	333,876.80	-	486,256.34
Sale of Cane Points	40202990-3	-	163,390.00	-	896,160.00	-	1,059,550.00
Sale of Plantlets	40202990-4	-	-	-	123,325.00	-	123,325.00
Assistance and Subsidy	403	-	1,078,134,709.20	-	39,365,290.80	-	1,117,500,000.00
Assistance and Subsidy	40301	-	1,078,134,709.20	-	39,365,290.80	-	1,117,500,000.00
Subsidy from National Government	40301010	-	1,078,134,709.20	-	39,365,290.80	-	1,117,500,000.00
Gains	405	-	725,856.02	-	-	-	725,856.02
Gains	40501	-	725,856.02	-	-	-	725,856.02
Gain on Sale of Investment Property	40501030	-	31,153.20	-	-	-	31,153.20
Sale of Land	40501030-1	-	31,153.20	-	-	-	31,153.20
Gain on Sale of PPE	40501040	-	694,702.82	-	-	-	694,702.82
Proceeds from Sale of Scrap / Waste Materials	40501040-1	-	694,702.82	-	-	-	694,702.82
Other Non-Operating Income	406	-	342,958.83	-	861,038.87	-	1,203,997.70
Miscellaneous Income	40603	-	342,958.83	-	861,038.87	-	1,203,997.70
Miscellaneous Income	40603990	-	342,958.83	-	861,038.87	-	1,203,997.70
Trichogramma Project	40603990-1	-	-	-	185,784.00	-	185,784.00
Farm Services	40603990-2	-	21,555.00	-	-	-	21,555.00
Trucking/Hauling Allowance	40603990-3	-	31,794.11	-	321,006.04	-	352,800.15
Photocopying Fee	40603990-4	-	4,838.44	-	3,400.00	-	8,238.44
Miscellaneous Income - Bacolod	40603990-5	-	-	-	350,848.83	-	350,848.83
Miscellaneous Income - Quezon City	40603990-6	-	284,771.28	-	-	-	284,771.28
TOTAL REVENUE		-	1,638,378,222.44	-	176,352,844.49	-	1,814,731,066.93
EXPENSES							
Personnel Services	501	79,553,969.76	-	40,780,638.88	-	120,334,608.64	-
Salaries and Wages	50101	53,297,985.07	-	26,075,920.97	-	79,373,906.04	-
Salaries and Wages - Regular	50101010	53,297,985.07	-	26,075,920.97	-	79,373,906.04	-
Other Compensation	50102	19,706,880.08	-	11,010,302.20	-	30,717,182.28	-
Personnel Economic Relief Allowance (PERA)	50102010	2,852,631.98	-	1,614,000.00	-	4,466,631.98	-
Representation Allowance	50102020	782,500.00	-	370,625.00	-	1,153,125.00	-
Transportation Allowance	50102030	554,540.00	-	370,625.00	-	925,165.00	-
Uniform/Clothing Allowance	50102040	954,000.00	-	540,000.00	-	1,494,000.00	-
Subsistence Allowance	50102050	-	-	-	-	-	-
Honoraria	50102100	135,000.00	-	532,500.00	-	667,500.00	-
Hazard Pay	50102110	592,258.80	-	847,536.20	-	1,439,795.00	-
Longevity Pay	50102120	-	-	-	-	-	-
Overtime and Night Pay	50102130	37,479.28	-	-	-	37,479.28	-
Year End Bonus	50102140	-	-	-	-	-	-
Cash Gift	50102150	-	-	-	-	-	-
Other Bonuses and Allowances	50102990	13,798,470.02	-	6,735,016.00	-	20,533,486.02	-
Collective Negotiation Agreement (CNA)	50102990-11	-	-	-	-	-	-
Productivity Enhancement Incentive	50102990-12	-	-	-	-	-	-
Performance Based Bonus	50102990-14	-	-	-	-	-	-
Per Diems	50102990-39	374,000.00	-	-	-	374,000.00	-
Food Subsidy	50102990-40	1,556,798.02	-	879,630.00	-	2,436,428.02	-
Social Amelioration Bonus (SAB)	50102990-41	5,933,836.00	-	2,948,263.00	-	8,882,099.00	-
Monetization	50102990-42	-	-	-	-	-	-
Masteral Award	50102990-43	-	-	-	-	-	-
Anniversary Bonus	50102990-44	-	-	-	-	-	-
Mid Year Bonus	50102990-45	5,933,836.00	-	2,907,123.00	-	8,840,959.00	-
Personnel Benefit Contributions	50103	6,535,187.86	-	3,590,348.42	-	10,125,536.28	-
Retirement and Life Insurance Premiums	50103010	5,673,073.41	-	3,114,379.39	-	8,787,452.80	-
PAG-IBIG Contributions	50103020	142,700.00	-	80,800.00	-	223,500.00	-
PHILHEALTH Contributions	50103030	592,414.45	-	314,369.03	-	906,783.48	-
Employees Compensation Insurance Premiums	50103040	127,000.00	-	80,800.00	-	207,800.00	-
Other Personnel Benefits	50104	13,916.75	-	104,067.29	-	117,984.04	-
Retirement Gratuity	50104020	-	-	-	-	-	-
Terminal Leave Benefits	50104030	13,916.75	-	104,067.29	-	117,984.04	-
Maintenance and Other Operating Expenses	502	312,486,838.64	-	146,469,801.37	-	458,956,640.01	-
Traveling Expenses	50201	10,977,899.04	-	11,146,579.76	-	22,124,478.80	-
Traveling Expenses-Local	50201010	10,532,766.76	-	11,102,781.69	-	21,635,548.45	-
Traveling Expenses-Foreign	50201020	445,132.28	-	43,798.07	-	488,930.35	-
Training and Scholarship Expenses	50202	9,696,479.27	-	5,808,472.55	-	15,504,951.82	-
Training Expenses	50202010	7,664,024.00	-	5,733,962.55	-	13,397,986.55	-
Scholarship Grants/Expenses	50202020	2,032,455.27	-	74,510.00	-	2,106,965.27	-
Supplies and Materials Expenses	50203	19,454,035.01	-	63,348,406.15	-	82,802,441.16	-
Office Supplies Expenses	50203010	1,941,472.90	-	1,990,261.04	-	3,931,733.94	-
Accountable Forms	50203020	175,000.00	-	-	-	175,000.00	-
Laboratory Supplies Expenses	50203080	1,707,786.25	-	2,258,828.65	-	3,966,614.90	-
Fuel, Oil and Lubricants Expenses	50203090	2,028,344.87	-	1,600,455.75	-	3,628,800.62	-
Agricultural and Marine Supplies Expenses	50203100	10,949,514.00	-	54,620,169.58	-	65,569,683.58	-
Textbooks & Instructional Materials Expenses	50203110	1,436.80	-	-	-	1,436.80	-

ACCOUNTS	Account Code	TRIAL BALANCE- QC		TRIAL BALANCE- BC		CONSOLIDATED TRIAL BAL	
		as of September 30, 2019		as of September 30, 2019		as of September 30, 2019	
		Debit	Credit	Debit	Credit	Debit	Credit
Semi-Expendable Machinery and Equipment Expenses	50203210	580,279.47	-	774,657.09	-	1,354,936.55	-
Semi-Expendable Furniture, Fixtures and Books Expense	50203220	480,878.60	-	738,848.00	-	1,219,726.60	-
Other Supplies Expenses	50203990	1,589,342.12	-	1,365,186.05	-	2,954,528.17	-
Utility Expenses	50204	5,768,206.49	-	4,228,645.23	-	9,996,851.72	-
Water Expenses	50204010	806,148.82	-	510,849.38	-	1,316,998.20	-
Electricity Expenses	50204020	4,962,057.67	-	3,717,795.85	-	8,679,853.52	-
Communication Expenses	50205	2,836,099.63	-	1,880,810.61	-	4,716,910.24	-
Postage and Courier Services	50205010	383,297.51	-	46,915.63	-	430,213.14	-
Telephone Expenses	50205020	1,604,450.88	-	1,291,933.03	-	2,896,383.91	-
Mobile	50205020-1	1,119,455.75	-	1,041,099.74	-	2,160,555.49	-
Landline	50205020-2	484,995.13	-	250,833.29	-	735,828.42	-
Internet Subscription Expenses	50205030	848,261.24	-	541,961.95	-	1,390,223.19	-
Cable, Satellite, & Radio Expense	50205040	-	-	-	-	-	-
Awards/Rewards, Prizes and Indemnities	50206	65,000.00	-	195,000.00	-	260,000.00	-
Awards/Rewards Expenses	50206010	65,000.00	-	195,000.00	-	260,000.00	-
Confidential, Intelligence and Extraordinary Expense	50210	21,540.45	-	-	-	21,540.45	-
Extraordinary and Miscellaneous Expenses	50210030	21,540.45	-	-	-	21,540.45	-
Miscellaneous Expenses	50210030-1	13,658.45	-	-	-	13,658.45	-
Miscellaneous Expenses - NBB	50210030-2	7,882.00	-	-	-	7,882.00	-
Professional Services	50211	10,148,905.85	-	168,981.01	-	10,317,886.86	-
Legal Services	50211010	70,000.00	-	-	-	70,000.00	-
Auditing Services	50211020	4,084,209.47	-	152,181.01	-	4,236,390.48	-
Auditing Services	50211020-1	4,037,180.00	-	-	-	4,037,180.00	-
Auditing Services-Borne by the Agency	50211020-2	47,029.47	-	152,181.01	-	199,210.48	-
Consultancy Services	50211030	-	-	-	-	-	-
Other Professional Services	50211990	5,994,696.38	-	16,800.00	-	6,011,496.38	-
General Services	50212	34,938,057.87	-	53,849,388.84	-	88,787,446.71	-
Janitorial Services	50212020	2,954,754.91	-	893,377.23	-	3,848,132.14	-
Security Services	50212030	4,411,674.76	-	3,713,686.20	-	8,125,360.96	-
Other General Services	50212990	27,571,628.20	-	49,242,325.41	-	76,813,953.61	-
General Services	50212990-1	3,197,758.06	-	18,055,088.54	-	21,252,846.60	-
General Services - Pakiao	50212990-2	24,356,474.14	-	31,187,236.87	-	55,543,711.01	-
General Services - Meal Allowance (Messenger)	50212990-3	-	-	-	-	-	-
General Services - Laundry	50212990-4	17,396.00	-	-	-	17,396.00	-
Repairs and Maintenance	50213	4,143,554.51	-	2,598,006.77	-	6,741,561.28	-
Repairs & Maint-Buildings and Other Structures	50213040	2,192,634.49	-	205,805.45	-	2,398,439.94	-
Repairs & Maint-Office Buildings	50213040-1	2,183,224.49	-	40,217.45	-	2,223,441.94	-
Repairs & Maint-Other Structures	50213040-99	9,410.00	-	165,588.00	-	174,998.00	-
Repairs & Maint-Machinery and Equipment	50213050	559,780.20	-	1,261,486.75	-	1,821,266.95	-
Repairs & Maint-Machineries	50213050-1	8,346.00	-	-	-	8,346.00	-
Repairs & Maint-Office Equipment	50213050-2	109,208.48	-	51,600.00	-	160,808.48	-
Repairs & Maint-IT Equipment & Software	50213050-3	23,016.00	-	3,309.75	-	26,325.75	-
Repairs & Maint-Agricultural Equipment	50213050-4	113,151.00	-	938,971.00	-	1,052,122.00	-
Repairs & Maint-Technical and Scientific Equipment	50213050-14	306,058.72	-	267,606.00	-	573,664.72	-
Repairs & Maint-Transportation Equipment	50213060	1,231,263.82	-	991,739.57	-	2,223,003.39	-
Repairs & Maint-Furniture & Fixtures	50213070	-	-	120,275.00	-	120,275.00	-
Repairs & Maint-Semi-Expendable Machinery and Equipment	50213210	-	-	1,250.00	-	1,250.00	-
Repairs & Maint-Semi-Expendable Machineries	50213210-1	-	-	-	-	-	-
Repairs & Maint-Semi-Expendable Office Equipment	50213210-2	-	-	-	-	-	-
Repairs & Maint-Semi-Expendable Information and Communication Equipment	50213210-3	-	-	1,250.00	-	1,250.00	-
Repairs & Maint-Semi-Expendable Agricultural Equipment	50213210-4	-	-	-	-	-	-
Repairs & Maint-Semi-Expendable Technical and Scientific Equipment	50213210-10	-	-	-	-	-	-
Repairs & Maint-Semi-Expendable Sports Equipment	50213210-12	-	-	-	-	-	-
Repairs & Maint-Semi-Expendable Furniture, Fixtures and Equipment	50213220	10,000.00	-	17,450.00	-	27,450.00	-
Repairs & Maint-Semi-Expendable Furniture & Fixtures	50213220-1	10,000.00	-	17,450.00	-	27,450.00	-
Repairs & Maint-Other Property, Plant and Equipment	50213990	149,876.00	-	-	-	149,876.00	-
Taxes, Insurance Premiums and Other Fees	50215	79,171,547.85	-	451,211.73	-	79,622,759.58	-
Taxes, Duties and Licenses	50215010	3,997,754.91	-	85,271.82	-	4,083,026.73	-
Fidelity Bond Premiums	50215020	172,128.75	-	92,246.51	-	264,375.26	-
Insurance Expenses	50215030	372,597.82	-	273,693.40	-	646,291.22	-
Insurance Expense - Govt Buildings	50215030-1	170,495.28	-	188,832.23	-	359,327.51	-
Insurance Expense - Motor Vehicles	50215030-2	73,729.24	-	84,861.17	-	158,590.41	-
Insurance Expense - SRA Directories/Officers	50215030-3	128,373.30	-	-	-	128,373.30	-
Insurance Expense - Others	50215030-4	-	-	-	-	-	-
Income Tax Expenses	50215040	74,629,066.17	-	-	-	74,629,066.17	-
Other Maintenance and Operating Expenses	50299	135,245,902.87	-	2,794,298.72	-	138,040,201.59	-
Advertising Expenses	50299010	87,141.60	-	-	-	87,141.60	-
Printing and Publication Expenses	50299020	130,300.00	-	1,250.00	-	131,550.00	-
Representation Expenses	50299030	484,297.57	-	134,651.40	-	618,948.97	-
Transportation and Delivery Expenses	50299040	55,265.25	-	352,296.87	-	407,562.12	-
Rent Expenses	50299050	280,131.57	-	1,013,253.07	-	1,293,384.64	-
Membership Dues & Contributions to Organizations	50299060	143,420.50	-	-	-	143,420.50	-
Subscriptions Expenses	50299070	147,699.42	-	9,768.00	-	157,467.42	-
Donations	50299080	-	-	-	-	-	-
Documentary Stamps Expense	50299140	-	-	-	-	-	-
Dividend Expenses	50299160	-	-	-	-	-	-
Other Maintenance and Operating Expenses	50299990	133,917,646.96	-	1,283,079.38	-	135,200,726.34	-
Other Maintenance & Operating Expenses	50299990-1	47,014,381.25	-	1,283,079.38	-	48,297,460.63	-
Other MOOE - GAD	50299990-2	-	-	-	-	-	-
OGCC Lawyer Allowances	50299990-3	140,000.00	-	-	-	140,000.00	-
Other MOOE - HYVS	50299990-16	-	-	-	-	-	-
Other MOOE - Infrastructure	50299990-17	86,128,745.71	-	-	-	86,128,745.71	-
Other MOOE - BRDE Fund	50299990-18	634,520.00	-	-	-	634,520.00	-

ACCOUNTS	Account Code	TRIAL BALANCE- QC		TRIAL BALANCE- BC		CONSOLIDATED TRIAL BAL	
		as of September 30, 2019		as of September 30, 2019		as of September 30, 2019	
		Debit	Credit	Debit	Credit	Debit	Credit
Financial Expenses	503	90,741.04	-	60,200.00	-	150,941.04	-
Financial Expenses	50301	90,741.04	-	60,200.00	-	150,941.04	-
Interest Expenses	50301020	18,693.79	-	-	-	18,693.79	-
Bank Charges	50301040	72,047.25	-	60,200.00	-	132,247.25	-
Non-Cash Expenses	505	11,104,314.80	-	11,465,135.59	-	22,569,450.49	-
Depreciation	50501	10,927,314.87	-	11,465,135.59	-	22,392,450.46	-
Depreciation - Investment Property	50501010	117,036.40	-	-	-	117,036.40	-
Depreciation - Land Improvements	50501020	-	-	633,203.00	-	633,203.00	-
Depreciation - Buildings and Other Structures	50501040	1,033,574.49	-	2,158,088.34	-	3,191,662.83	-
Depreciation - Office Buildings	50501040-1	716,466.69	-	1,239,051.44	-	1,955,518.13	-
Depreciation - Other Structures	50501040-99	317,107.80	-	919,036.90	-	1,236,144.70	-
Depreciation - Machinery and Equipment	50501050	6,494,696.47	-	7,411,954.05	-	13,906,650.52	-
Depreciation - Machineries	50501050-1	-	-	-	-	-	-
Depreciation - Office Equipment	50501050-2	280,414.21	-	979,549.03	-	1,259,963.24	-
Depreciation - Information and Communication Te	50501050-3	2,856,812.08	-	1,970,390.81	-	4,827,202.89	-
Depreciation - Agricultural Equipment	50501050-4	211,069.99	-	1,144,232.61	-	1,355,302.60	-
Depreciation - Communication Equipment	50501050-7	-	-	8,545.20	-	8,545.20	-
Depreciation - Sports Equipment	50501050-13	7,979.76	-	8,145.72	-	16,125.48	-
Depreciation - Technical and Scientific Equipment	50501050-14	3,087,046.74	-	3,053,489.46	-	6,140,536.20	-
Depreciation - Other Machineries & Equipment(A	50501050-99	51,373.69	-	247,601.22	-	298,974.91	-
Depreciation - Transportation Equipment	50501060	2,504,101.26	-	1,118,756.40	-	3,622,857.66	-
Depreciation - Furniture, Fixtures and Books	50501070	182,711.39	-	143,133.80	-	325,845.19	-
Depreciation - Furniture & Fixtures	50501070-1	178,958.92	-	130,679.33	-	309,638.25	-
Depreciation - Library Books	50501070-2	3,752.47	-	12,454.47	-	16,206.94	-
Depreciation - Other Property, Plant & Equipment	50501990	595,194.86	-	-	-	595,194.86	-
Amortization	50502	177,000.03	-	-	-	177,000.03	-
Amortization - Intangible Assets	50502010	177,000.03	-	-	-	177,000.03	-
Impairment Loss	50503	-	-	-	-	-	-
Impairment Loss - Other Receivables	50503060	-	-	-	-	-	-
Impairment Loss - PPE	50503090	-	-	-	-	-	-
Losses	50504	-	-	-	-	-	-
Loss on Sale of Property, Plant & Equipment	50504040	-	-	-	-	-	-
TOTAL EXPENSES		403,215,864.34	-	198,775,775.84	-	601,991,640.18	-
TOTAL EQUITY		403,215,864.34	3,720,369,691.01	198,775,775.84	544,893,425.51	601,991,640.18	4,265,263,116.52
GRAND TOTAL		5,415,081,773.89	5,415,081,773.89	875,836,436.12	875,836,436.12	6,290,918,210.01	6,290,918,210.01

This is to certify that this Trial Balance is a true and complete statement of all account balances for September 2019 as shown in the General Ledger of SRA, Quezon City Office and SRA, Bacolod City Office, prepared and presented in conformity with the Philippine Public Sector Accounting Standards (PPSAS).


Prepared by:


RESTY D. REANO
 Accountant II


Certified correct:


ERLINDA J. ABACAN
 Chief Accountant

Noted by:


JOSEPHINO M. AGOSTO
 Manager III, Administration &
 Finance Department

Approved by:


HERMENEGILDO R. SERAFICA
 Administrator III