

**AGENCY PERFORMANCE REPORT**  
[FY JANUARY 1 - DECEMBER 31, 2023]

Agency: **SUGAR REGULATORY ADMINISTRATION**

Source of Fund: Corporate Fund and GAA Fund

PROGRAM/ACTIVITY/ PROJECT	PERFORMANCE MEASURES	KRA	Physical Target	Accomplishment					% Accompl'd	REMARKS
				Q1	Q2	Q3	Q4	TOTAL		
<b>MFO. 1 AGRICULTURE AND FISHERY POLICY SERVICES</b>										
Dissemination of SRA policies and industry updates	- No. of Circulars, Administrative Orders, Policies on sugar issued and implemented	1	66	18	21	18	9	66	100	
	- Information system/database developed/ created		1	1	1	1	1	1	100	
	- Information system/database maintained		6	6	6	6	6	6	100	
	- No. of ICT facilities maintained		157	34	51	48	24	157	100	
	- No. of web files uploaded		642	176	116	158	192	642	100	
<b>MFO 2. TECHNICAL SUPPORT SERVICES</b>										
Variety sourcing, development, propagation and distribution	<b>Production Support Services</b>	2&3								
	- No. of seed pieces distributed from seed farms (LAREC & LGAREC) (pcs.)		5,800,000	3,133,000	1,795,200	4,374,500	5,116,555	14,419,255	249	Increase in canepoints attributed to effective planting schedule by proponents/cooperators.
	- No. of canepoints beneficiaries from seed farms (LAREC & LGAREC)		154	78	46	129	110	363	236	Good quality HYVs purchased by private planters/ MDDCs/ Cooperatives & block farms
	- No. SIDA-RDE funded HYV nurseries established under the Rapid HYV Propagation Program	2	9	5	-	-	2	7	78	
	- No. of canepoints distributed from SIDA-RDE funded nurseries (pcs.) under the Rapid HYV Propagation Program		24,400,000	9,390,000	1,650,900	140,000	2,411,200	13,592,100	56	
	- No. of canepoints beneficiaries from SIDA-RDE funded nurseries under the Rapid HYV Propagation Program		417	228	37	46	43	354	85	
	- No. of SIDA-funded HYV block farm nurseries established under the Block Farm Program		27	13	-	5	23	41	152	Block farm fields allocated for HYV nurseries were planted for expansion areas.
- No. of canepoints distributed from SIDA-funded HYV nurseries under the Block Farm Program (pcs.)		4,500,000	-	829,200	651,100	992,200	2,472,500	55		


PROGRAM/ACTIVITY/ PROJECT	PERFORMANCE MEASURES	KRA	Physical Target	Accomplishment					% Accomplished	REMARKS
				Q1	Q2	Q3	Q4	TOTAL		
Variety sourcing, development, propagation and distribution	- No. of canepoint beneficiaries of SIDA-funded HYVs under the Block Farm Program	2		-	16	17	18	51		
	- No. of Plantlets (pcs.) distributed		100,000	13,700	21,100	12,110	10,000	56,910	57	
	- No. of beneficiaries of plantlets distributed		20	14	13	263	15	305	1,525	Clients purchased plantlets in bulk.
Integrated Pest Management	<b>Biological agents distributed</b>	2								
	- No. of Trichogramma strips		13,000	20,893	16,356	10,212	4,630	52,091	401	Preferred by planters & farmers due to its high efficacy and affordable price.
	- No. of T. strips recipients	30	21	41	27	34	123	410		
Soil Improvement Through Proper Fertilization	<b>Soil analysis</b>	2								
	- No. of soil samples analyzed		2,850	1,775	1,677	885	1,448	5,785	203	Bulk of samples coming from block farms availing of the service.
	- No. of planters served for soil analysis	650	471	706	353	430	1,960	302		
Soil Improvement Through Proper Fertilization	- Volume of BMO distributed (gals.)	2&3	3,000	4,328.37	2,858.62	1,986.72	1,537.68	10,711	357	More recipients availed the BMO at nearby areas due to the increasing prices of chemical fertilizers and was given to all beneficiaries for free.
	- No. of BMO beneficiaries		100	70	54	48	59	231	231	
Capability building of farmers through Outreach Programs	- No of training & training events conducted (EWA, OPSI, livelihood, etc)	2&3	71	6	41	31	295	373	525	Increase due to conduct of Beneficial MicroOrganisms training for block farms.
	- No. of farmers trained		2,977	264	1,200	1,201	8,479	11,144	374	Well attended BMO trainings.
	- No. of IEC materials disseminated (print)		8,600	2,238	4,299	6,200	4,368	17,105	199	IEC materials distributed every trainings/seminars conducted.
	- No. of beneficiaries of IEC mat'ls.		8,600	2,238	4,299	6,200	4,368	17,105	199	
Capability building of SRA Extension Personnel	- Trainings conducted for Extension Personnel	2	4	1	7	3	2	13	325	Trainings for newly hired/renewed COS personnel to improve/upgrade their skill sets.
	- No. of Extension Personnel trained		72	70	178	107	15	370	514	
SIDA Block Farm Program	- No. of block farms assisted & monitored	2&3	288	156	156	156	156	156	54	Potential and existing bf's, being assisted in completing requirements for accreditation.
	- No. of block farms Validated		195	29	32	64	20	145	74	
	- No. of block farms Accredited		55	11	2	1	5	19	35	Low number accredited due to on-going validation and most bf's has not yet complied nor completed the req'ts needed for accreditation.

PROGRAM/ACTIVITY/ PROJECT	PERFORMANCE MEASURES	KRA	Physical Target	Accomplishment					% Accomplished	REMARKS
				Q1	Q2	Q3	Q4	TOTAL		
SIDA Block Farm Program	- No. of BF Operationalized		21	21					100	LuzMin - 8; Visayas - 13. Block farms provided with start-up capital and interventions/ support.
SIDA Human Resource Development Program	- No. of SIDA Funded SRA Scholars	2&3		298	298	219	447	447		
	- No. of SIDA Funded CHED Scholars			447	447	542	298	298		
Monitoring and Evaluation of RDE Projects	<b>Monitoring &amp; Evaluation Activities:</b>									
	- No. of projects monitoring/inspection reports submitted	1	19	1	1	5	12	19	100	
	- No. of project proposals evaluated		29	3	4	6	16	29	100	
Research & Development	<b>Production-related R &amp; D activities conducted</b>									
	- No. of Corporate-funded researches/projects completed	2&3	34	1	9	8	16	34	100	
	- No. of SIDA-funded research/ projects completed				1	2	-	-	3	
<b>MFO 3. IRRIGATION NETWORK SERVICES</b>										
Irrigation and Water Management	<b>Small Scale irrigation system (SSIS)</b>									
	- No. of STWs irrigation systems delivered	5		-	19	-	13	32		
	- No. of block farm beneficiaries of STW's			-	19	-	13	32		
<b>MFO 4. FARM-TO-MILL ROAD NETWORK SERVICES</b>										
SIDA Infrastructure Program	- No. of FMR sites completed	2&3	38	-	-	-	6	6	16	For GAA 2023, 30 FMR sites still on-going construction. 2 awarded but construction not yet started.
	- Total length completed (kilometers)		26.71	-	-	-	2.253	2.253	8	
	- No. of Bridge sites completed		1	-	-	-	-	-	-	For GAA 2023, 1 bridge project with total length of 20m. still on-going construction.
	- Total length completed (meters)		20	-	-	-	-	-	-	
<b>MFO 5. AGRICULTURAL &amp; FISHERY MACHINERY, EQUIPMENT AND FACILITIES SUPPORT SERVICES</b>										
Maintenance of Research Facilities	- No. Clonal garden maintained	2	3	3	3	3	3	3	100	
	- No. of Laboratories maintained		16	16	16	16	16	16	100	
Climate Change Mitigation & Adoption	- No. of Automated Weather Station (AWS) installed	5		16				16		
	- No. of AWS maintained			16				16		
Farm Mechanization	- No. of Tractors delivered under the Block Farm Program	5		8	4	13	-	25		

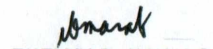
PROGRAM/ACTIVITY/ PROJECT	PERFORMANCE MEASURES	KRA	Physical Target	Accomplishment					% Accomplished	REMARKS	
				Q1	Q2	Q3	Q4	TOTAL			
Farm Mechanization	- No. of Farm Implements delivered under the Block Farm Program	5		-	58	-	13	71			
	- No. of Tractors delivered under the Japan Non-Profit Grant Aid Program (JNPGA)			-	-	-	80	80			
<b>MFO 6. AGRICULTURAL &amp; FISHERY REGULATION SERVICES</b>											
Issuance of Regulatory Documents in Accordance with SRA Sugar Policies	- Total no. of Certificates Issued	1	663	102	71	573	132	878	132	There was an increase in the number of muscovado traders registration in Q3.	
	- Total no. of Clearances issued	1	3,590	1,409	1,710	2,346	1,525	6,990	195	Exceeded target due to increase in the number of applicants and the frequency of shipments.	
	<b>Import clearances issued for:</b>										
	<i>Sugar (CBW's/Food Processors)</i>				52	92	81	94	319		
	<i>Pre-mix</i>				1,110	1,112	1,172	1,279	4,673		
	<i>Molasses</i>				17	27	23	31	98		
	<i>High Fructose Corn Syrup</i>				46	72	65	79	262		
	- Sugar Import Program				160	375	979	20	1,534		Sugar Order Nos. 6 & 7, DA MAV (Minimum Access Volume)
	<b>Export clearances issued for:</b>										
	<i>Muscovado</i>					24	32	26	22	104	Increase in the number of muscovado applicants
	- No. of Licenses/registrations issued ( <i>mills, refineries, bioethanol plants</i> )	1	54	-	-	51	27	51	94		
	- No. of Shipping permits issued	1	16,565	5,563	4,520	4,430	6,489	21,002	127	Increased shipping permits due to multiple transshipments of sugar as result of the Sugar Import Program.	
	<b>Attestations and Verification</b>										
	- Total no. attested and verified	1	661,060	220,112	72,302	28,631	163,267	484,312	73		
- Sugar Quedans (raw & refined)			121,812	38,654	17,379	104,182	282,027				
- Sugar Release Order (raw & refined)/ Molasses Release Order			2,531	1,518	637	1,727	6,413				
- No. Molasses Storage Certificates (MSC)			95,769	32,130	10,615	57,358	195,872				
Environmental Monitoring of Sugar Mills	- No. of mills monitored	5	21	12	9	6	11	38	181	Some mills requested the conduct of sampling on a monthly basis.	

PROGRAM/ACTIVITY/ PROJECT	PERFORMANCE MEASURES	KRA	Physical Target	Accomplishment					% Accomplished	REMARKS
				Q1	Q2	Q3	Q4	TOTAL		
Environmental Monitoring of Sugar Mills	- No. of air samples analyzed	5	483	410	341	87	304	1,142	236	Some mill requests re-sampling if samples did not meet the standard.
	- No. of wastewater samples analyzed	5	111	40	708	672	200	1,620	1,459	
	- No. of test certificates issued for air & wastewater samples analysis		117	87	104	24	64	279	238	Increase in test certificates issued as result of re-sampling of samples that did not meet the standard.
Sugar Quality Assurance	- No. of Product Standards implemented	1	2	2	2	2	2	2	100	
	- No. of raw sugar samples analyzed		1,020	275	239	94	157	765	75	
	- No. of white sugar samples analyzed		95	74	95	30	31	230	242	Increased samples analyzed from Refineries and BOC related activities. (Apprehended sugar)
	- No. of test certificates issued for raw & white sugar sample analysis		1,135	428	239	251	88	1,006	89	
<b>MFO 7. CREDIT SUPPORT SERVICES</b>										
SIDA Socialized Credit Program	- Amount of loans endorsed by SRA (in Millions Php)			32.54	53.62	319.92	75.62	481.70		
	- Amount of loans released by LBP (in Millions Php)	2&3		32.68	76.32	40.18	41.89	191.07		
	- No. of borrowers			40	164	129	159	333		

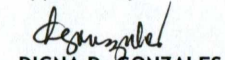
Prepared by:

  
**FELINA M. QUIAMBAO**  
 PEO II, SPPDEMD

Reviewed by:

  
**EMELYN B. MANALO**  
 PEO IV, SPPDEMD

Approved by:

  
**DIGNA D. GONZALES**  
 Manager III, PPSPD

FM-PPD-001, REV. 00

Effectivity Date: April 23, 2015

Legend: Key Result Area (KRA)

- 1 - Anti Corruption, Transparent, Accountable and Participatory Governance.
- 2 - Poverty Reduction and Empowerment of the Poor & Vulnerable.
- 3 - Rapid, Inclusive and Sustained Economic Growth.
- 4 - Just and Lasting Peace and Rule of Law.
- 5 - Integrity of the Environment and Climate Change Mitigation and Adoption.