



Republic of the Philippines
Department of Agriculture

SUGAR REGULATORY ADMINISTRATION

Sugar Center Bldg., North Avenue, Diliman, Quezon City, Philippines 1101
TIN 000-784-336

Website: <http://www.sra.gov.ph>

Email Address: srahead@sra.gov.ph

Tel No. (632) 8929-3633, (632) 3455-2135, (632) 3455-3376

Memo-PPSPD-2022-Oct- 04b

October 27, 2022

ATTY. ALEX L. QUIROZ

Chairperson, Governance Commission for GOCCs

3/F Citibank Center

8741 Paseo de Roxas cor Villar St.

Makati City


Dear Atty. Quiroz:

We are pleased to submit the SRA Monitoring Report of Performance Targets for the Third Quarter of 2022 in compliance with our Performance Agreement pursuant to the Performance Evaluation system for GOCCs and GCG MC No. 2017-02.

We hope you find these in order.

Thank you and regards.

Very truly yours,


DAVID JOHN THADDEUS P. ALBA
Administrator



Management
System
ISO 9001:2015

www.tuv.com
ID: 310209067

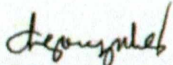


SUGAR REGULATORY ADMINISTRATION (SRA)

		Component				Annual Target	First Quarter		Second Quarter		Third Quarter	
Objective/Measure		Formula	Weight	Rating System	Target		Actual	Target	Actual	Target	Actual	
Socio-Economic Impact	SO 1	Empowered Industry Significantly Contributing to Food Security and Poverty Reduction										
	SM 1	Productivity / Yield Per Hectare (TC/Ha - Crop Year Basis)	Yield (tons cane) per Hectare	10%	Actual/Target	52.7	To be determined at the end of the Year					
	SM 2	Sugar Production - Crop Year Basis (In Million Metric Tons)	Absolute Number	7%	Actual/Target	1.8		0.40471		0.86587		0.50158
	SM3	Average Income per Hectare of Block Farms	Total farmers' Net Income over total area	12%	Actual/Target	₱72,916.17	To be determined at the end of the Year					
	SO 2	Maintained Balanced Sugar Supply and Demand Requirements										
	SM 4	Volume of Buffer stock (MT)	Absolute Number	12%	Actual/Target	240,000	240,000	369,249	240,000	682,800	240,000	526,480
	subtotal			41%								
Customers/Stakeholders	SO 3	Improved Income, Profitability, Global Competitiveness and Sustainable Productivity of the Sugarcane Industry										
	SM 5	Percentage of Satisfied Customers										
		a. Farmers	Number of Respondents which gave at least a Satisfactory Rating / total number of respondents	2.5%	Actual/Target 0% = if less than 80%	90%	To be conducted on the 4th Qtr					
		b. Regulated Entities		2.5%		90%	To be conducted on the 4th Qtr					
	SM 6	Number of Sugarcane Block Farms Accredited	Actual count	14.0%	Actual/Target	50	3	6		2		0
	SM 7	Number of scholars enrolled	Actual count	5%	Actual/Target	772		658		655		458
subtotal			24%									
Internal Processes	SO 4	Provide Responsive Research, Technical Assistance and Extension Services to Sugarcane Industry Stakeholders										
	SM 8	Number of completed research projects:										
		a. Under the Breeding Program	Actual count	2.5%	Actual/Target	31		4		9		5
b. Production Technology Projects		Actual count	2.5%	Actual/Target	18		2		5		0	

Component					Annual Target	First Quarter		Second Quarter		Third Quarter	
Objective/Measure	Formula	Weight	Rating System	Target		Actual	Target	Actual	Target	Actual	
a.2 Disbursement Rate											
Current	Total Disbursement over Total Obligations (both net of PS Cost)	2%	Actual/Target	90%	90%	0.39%	90%	13.21%	90%	17.26%	
Carry-over		2%	Actual/Target	90%	90%	37.03%	90%	41.75%	90%	43.69%	
b. Disbursement of Internally generated Funds (IGF)	Total disbursement from IGF over Total COB from IGF (both net of PS Cost)	2%	Actual/Target	90%	90%	14.53%	90%	35.63%	90%	53.93%	
subtotal		15%									
TOTAL		100%									


Prepared by:


DIGNA D. GONZALES

Manager III, Planning, Policy & Special Projects Department



Approved:


DAVID JOHN THADDEUS P. ALBA
 Administrator 