

**AGENCY PERFORMANCE REPORT
ANNUAL 2017**

Agency: **SUGAR REGULATORY ADMINISTRATION**

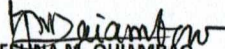
Source of Fund: Corporate Fund

PROGRAM/ACTIVITY/ PROJECT	PERFORMANCE MEASURES	KRA	2017 Physical Target	Accomplishment					Variance (%)	REMARKS	
				Q1	Q2	Q3	Q4	TOTAL			
MFO. 1 AGRICULTURE AND FISHERY POLICY SERVICES											
- Dissemination of SRA policies and industry updates	- No. of Circulars, Administrative Orders, Policies on Sugar Issued	1	61	22	25	15	14	76	125	Various policies on sugar issued for stakeholders information and guidance.	
	- No. of Monitoring and evaluation reports disseminated	1	10	3	1	11		15	150	Evaluation of approved programs/projects of 2017 GAA	
	- Information system/database developed	1	1	1	1	1	1	1	100	continuing	
	- No. maintained			6	6	6	6	6		continuing	
	- ICT facilities - No. upgraded			-	-	-	-	-		No upgrades. Brand new PCs Accdg. to Preventive	
	- No. maintained	1	135	31	36	39	34	140	104	Maintenance (PM) Plan of SRA- QMS for 2017.	
	- Website hits	1	45,000	17,932	16,742	18,200	7,233	60,107	134	Visited by researchers, stakeholders for latest on sugar industry news, policies and/or data.	
- Webpages uploaded/modified	1	450	178/81	160/10	143/10	224/65	705	157	Uploading of SRA policies and industry updates		
MFO 2. TECHNICAL SUPPORT SERVICES											
- Variety sourcing, development, propagation and distribution	2.1 Production Support Services										
	Planting materials distributed (canepoints) pcs.	2&3	26,000,000	7,202,800	1,285,400	3,930,200	4,034,300	16,452,700	63		
	- No. of Canepoints (LAREC & LGAREC)			2,278,700	180,000	600	2,035,300	4,494,600			
	- No. of Canepoints (SRA-funded nurseries)			4,924,100	1,105,400	3,929,600	1,999,000	11,958,100			
	- No. of Plantlets (pcs.)		400,000	76,510	102,630	98,290	61,950	339,380	85		
	- No. of SRA funded HYV nurseries established in mill districts	2	5	-	-	-	7	7	140		
	- No. of SRA funded HYV nurseries maintained		8	12	12	9	8	9	113	4 in Luzon/Mindanao & 5 in Visayas	
- HYV Propagation & Distribution		- No. of beneficiaries of planting materials	2&3	415	126	27	45	568	766	185	
- Integrated Pest Management		Biological agents distributed - No. of Trichogramma (pcs.)	2	25,000	17,762	5,545	3,721	3,472	30,500	122	
- Soil Improvement Through Proper Fertilization	Soil analysis - No. of soil samples analyzed	2	2600	964	592	736	2,292	4,584	176		
	Individuals provided with other services - No. of trichogramma beneficiaries	2	90	32	9	13	54	108	120	Purchased in bulk.	
	- No. of planters served for soil analysis		1825	504	284	451	1,239	2,478	136		


PROGRAM/ACTIVITY/ PROJECT	PERFORMANCE MEASURES	KRA	2017 Physical Target	Accomplishment					Variance (%)	REMARKS
				Q1	Q2	Q3	Q4	TOTAL		
MFO 6. AGRICULTURAL & FISHERY REGULATION SERVICES										
- Issuance of Regulatory Documents in Accordance with SRA Sugar Policies	- No. of Certificates Issued	1	1,468	559	423	1,588	1,709	4,279	291	Increase in sugar samples for analysis.
	- No. of Clearances issued	1	3,500	1,082	1,182	1,526	1,436	5,226	149	Increase in pre-mix clearances issued.
	- No. of Licenses issued (<i>mills, refineries & Bio-Plants</i>)	1	30	1	2	40	11	54	180	All mills/refineries have registered/renewed their license for CY 2016-2017 during the 3rd and 4th quarter of 2016. 13 Bioethanol renewal of registration.
	- No. of Shipping permits issued	1	16,575	4,983	4,565	4,260	5,035	18,843	114	Increase of SP issued due to increase in volume of transhipped sugar.
	- No. of Attestations/Verification of Sugar Que dans issued	1	631,330	430,328	259,343	16,270	273,643	979,584	155	Increase was due to individual issuance of molasses certificates and the effectivity of Sugar Order No. 1-B, ordering the amendment on the allocation of sugar production distribution.
- Environmental Monitoring of Sugar Mills	- No. of of mills monitored	5	18	10	8	3	5	26	144	Upon request of the mill.
	- No. of air samples analyzed		203	123	91	58	68	340	167	
	- No. of wastewater samples analyzed		30	12	13	12	36	73	243	
- Sugar Quality Assurance	- No. of Product Standards implemented	1	2	2	2	2	2	2	100	

FM-PPD-001, REV. 00
Effectivity Date: April 23, 2015


Consolidated by:


FELINA M. QUIAMBAO
PEO II
PPD

Submitted by:


ROSEMARIE S. GUMERA
Manager III
Planning & Policy Department

Approved:


LUIS M. MARULAS
OIC-Deputy Administrator

Legend: Key Result Area (KRA)

- 1 - Anti Corruption, Transparent, Accountable and Participatory Governance.
- 2 - Poverty Reduction and Empowerment of the Poor & Vulnerable.
- 3 - Rapid, Inclusive and Sustained Economic Growth.
- 4 - Just and Lasting Peace and Rule of Law.
- 5 - Integrity of the Environment and Climate Change Mitigation and Adoption.