

AUGUST 2012 AVERAGE AND PREVAILING SUGAR PRICES IN METRO MANILA

A. WHOLESALE PRICE OF RAW, WASHED AND REFINED SUGAR PER 50-KILO BAG

DATE	RAW				WASHED				REFINED			
	Average	Prevailing	High	Low	Average	Prevailing	High	Low	Average	Prevailing	High	Low
3-Aug-12	1,785.00	1,750.00	1,850.00	1,730.00	1,923.75	1,920.00	1,950.00	1,880.00	2,285.00	2,300.00	2,300.00	2,230.00
10-Aug-12	1,790.00	1,800.00	1,820.00	1,720.00	1,923.75	1,920.00	1,950.00	1,880.00	2,303.33	2,300.00	2,250.00	2,230.00
14-Aug-12	1,778.57	1,800.00	1,800.00	1,720.00	1,922.00	1,940.00	1,970.00	1,880.00	2,288.57	2,300.00	2,350.00	2,230.00
17-Aug-12	1,780.00	1,800.00	1,800.00	1,730.00	1,937.50	1,950.00	1,970.00	1,880.00	2,305.00	2,300.00	2,350.00	2,260.00
22-Aug-12	1,780.00	1,800.00	1,800.00	1,730.00	1,937.50	1,950.00	1,970.00	1,880.00	2,305.00	2,300.00	2,350.00	2,260.00
24-Aug-12	1,780.00	1,800.00	1,800.00	1,730.00	1,937.50	1,950.00	1,970.00	1,880.00	2,305.00	2,300.00	2,350.00	2,260.00

Source of Data: Licensing and Monitoring Division, Regulation Department

B. RETAIL PRICE PER KILO

DATE		RAW				WASHED				REFINED			
		Average	Prevailing	High	Low	Average	Prevailing	High	Low	Average	Prevailing	High	Low
2-Aug-12	**		40.00	45.00	38.00		44.00	48.00	40.00		50.00	52.00	48.00
3-Aug-12	*	43.39	44.00	46.75	39.45	45.68	45.00	49.00	41.00	51.42	51.00	56.00	48.00
4-Aug-12	**		40.00	45.00	38.00		44.00	48.00	40.00		50.00	52.00	48.00
8-Aug-12	**		40.00	45.00	38.00		44.00	48.00	40.00		50.00	52.00	48.00
9-Aug-12	**		40.00	45.00	38.00		44.00	48.00	40.00		50.00	52.00	48.00
10-Aug-12	*	43.37	44.00	46.75	39.45	46.91	45.00	49.00	41.00	53.58	51.00	56.00	48.00
11-Aug-12	**		40.00	45.00	38.00		44.00	48.00	40.00		50.00	52.00	48.00
14-Aug-12	*	43.41	44.00	51.75	39.45	45.90	45.00	50.50	41.75	51.43	50.00	56.00	49.00
	**		40.00	45.00	38.00		44.00	48.00	40.00		50.00	52.00	48.00
16-Aug-12	**		40.00	45.00	38.00		44.00	48.00	40.00		50.00	52.00	48.00
17-Aug-12	*	43.25	44.00	51.75	39.00	45.68	45.00	50.50	41.75	51.20	50.00	56.00	48.00
18-Aug-12	**		40.00	45.00	38.00		44.00	48.00	40.00		50.00	52.00	48.00
20-Aug-12	**		40.00	45.00	38.00		44.00	48.00	40.00		50.00	52.00	48.00
21-Aug-12	**		40.00	45.00	38.00		44.00	48.00	40.00		50.00	52.00	48.00
22-Aug-12	**		40.00	45.00	38.00		44.00	48.00	40.00		50.00	52.00	48.00
	*	43.25	44.00	51.75	39.00	45.68	45.00	50.50	41.75	51.20	50.00	56.00	48.00
23-Aug-12			40.00	45.00	38.00		44.00	48.00	40.00		50.00	52.00	48.00
24-Aug-12	*	43.25	44.00	51.75	39.00	45.68	45.00	50.50	41.75	51.20	50.00	56.00	48.00
25-Aug-12	**		40.00	45.00	38.00		44.00	48.00	40.00		50.00	52.00	48.00
28-Aug-12	**		40.00	45.00	38.00		44.00	48.00	40.00		50.00	52.00	48.00

* Supermarket/Groceries monitored by Regulation Department, SRA

** Wet Markets monitored by BAS

Noted:


ROSEMARIE S. GUMERA

Manager III, Planning & Policy Department


ALICIA M. WALIWAT

8/28/2012

JULY 2012 AVERAGE AND PREVAILING SUGAR PRICES IN METRO MANILA

A. WHOLESALE PRICE OF RAW, WASHED AND REFINED SUGAR PER 50-KILO BAG

DATE	RAW				WASHED				REFINED			
	Average	Prevailing	High	Low	Average	Prevailing	High	Low	Average	Prevailing	High	Low
3-Jul-11	1,780.00	1,750.00	1,830.00	1,750.00	1,923.75	1,930.00	1,950.00	1,890.00	2,290.00	2,300.00	2,330.00	2,230.00
6-Jul-12	1,790.00	1,750.00	1,830.00	1,750.00	1,927.50	1,950.00	1,950.00	1,900.00	2,285.00	2,300.00	2,300.00	2,230.00
10-Jul-12	1,786.66	1,750.00	1,830.00	1,750.00	1,927.50	1,950.00	1,950.00	1,900.00	2,285.00	2,300.00	2,300.00	2,230.00
13-Jul-12	1,790.00	1,750.00	1,830.00	1,750.00	1,927.50	1,950.00	1,950.00	1,900.00	2,285.00	2,300.00	2,300.00	2,230.00
17-Jul-12	1,785.00	1,750.00	1,850.00	1,750.00	1,960.83	1,950.00	2,050.00	1,900.00	2,285.71	2,300.00	2,300.00	2,230.00
20-Jul-12	1,785.00	1,750.00	1,850.00	1,750.00	1,960.83	1,950.00	2,050.00	1,900.00	2,285.71	2,300.00	2,300.00	2,230.00
24-Jul-12	1,785.00	1,750.00	1,850.00	1,750.00	1,921.25	1,920.00	1,945.00	1,900.00	2,285.00	2,300.00	2,300.00	2,230.00
27-Jul-12	1,785.00	1,750.00	1,850.00	1,750.00	1,921.25	1,920.00	1,945.00	1,900.00	2,285.00	2,300.00	2,300.00	2,230.00
31-Jul-12	1,801.43	1,800.00	1,850.00	1,730.00	1,928.75	1,945.00	1,950.00	1,900.00	2,291.43	2,290.00	2,350.00	2,230.00


Source of Data: Licensing and Monitoring Division, Regulation Department

B. RETAIL PRICE PER KILO

DATE		RAW				WASHED				REFINED			
		Average	Prevailing	High	Low	Average	Prevailing	High	Low	Average	Prevailing	High	Low
3-Jul-12	**		40.00	45.00	39.00		44.00	48.00	40.00		50.00	52.00	48.00
5-Jul-12	**		40.00	45.00	39.00		44.00	48.00	40.00		50.00	52.00	48.00
6-Jul-12	*	42.73	44.00	46.75	38.00	45.43	45.50	49.00	41.00	50.59	50.50	55.00	47.00
10-Jul-12	**		40.00	45.00	40.00		44.00	48.00	40.00		50.00	52.00	48.00
	*	42.60	44.00	46.75	39.00	45.12	45.00	49.00	41.00	50.50	50.00	54.10	48.00
12-Jul-12	**		40.00	45.00	40.00		44.00	48.00	40.00		50.00	52.00	48.00
13-Jul-12	*	42.73	44.00	46.75	39.00	45.26	45.00	50.00	40.50	50.78	51.00	56.00	48.00
14-Jul-12	**		40.00	45.00	40.00		44.00	48.00	40.00		50.00	52.00	48.00
17-Jul-12	*	42.95	44.00	46.75	40.00	45.25	45.00	50.00	40.50	50.95	51.00	56.00	48.40
	**		40.00	45.00	40.00		44.00	48.00	40.00		50.00	52.00	48.00
19-Jul-12	**		40.00	45.00	40.00		44.00	48.00	40.00		50.00	52.00	48.00
20-Jul-12	*	43.11	44.00	46.75	39.00	45.60	45.00	50.00	40.50	51.21	50.00	56.00	48.75
	**		40.00	45.00	40.00		44.00	48.00	40.00		50.00	52.00	48.00
24-Jul-12	*	43.34	44.00	46.00	39.45	45.53	45.00	50.00	40.50	51.05	51.00	56.00	48.00
26-Jul-12	**		40.00	45.00	40.00		44.00	48.00	40.00		50.00	52.00	48.00
27-Jul-12	*	43.39	44.00	46.75	39.45	45.52	45.00	49.00	41.00	51.31	51.00	56.00	48.00
28-Jul-12	**		40.00	45.00	40.00		44.00	48.00	40.00		50.00	52.00	48.00
31-Jul-12	**		40.00	45.00	38.00		44.00	48.00	40.00		50.00	52.00	48.00
	*	43.29	44.00	46.75	39.45	45.47	45.00	49.00	41.00	51.25	51.00	56.00	48.00

* Supermarket/Groceries monitored by Regulation Department, SRA

** Wet Markets monitored by BAS

Noted:  **ROSEMARIE S. GUMERA**
Manager III, Planning & Policy Department


ALICIA M. MALWAT
8/3/2012

JUNE 2012 AVERAGE AND PREVAILING SUGAR PRICES IN METRO MANILA

A. WHOLESALE PRICE OF RAW, WASHED AND REFINED SUGAR PER 50-KILO BAG

DATE	RAW				WASHED				REFINED			
	Average	Prevailing	High	Low	Average	Prevailing	High	Low	Average	Prevailing	High	Low
1-Jun-12	1,653.33	1,670.00	1,680.00	1,600.00	1,742.50	1,750.00	1,780.00	1,700.00	2,028.57	2,050.00	2,050.00	1,980.00
5-Jun-12	1,748.00	1,750.00	1,760.00	1,730.00	1,810.00	1,820.00	1,820.00	1,180.00	2,200.00	2,200.00	2,250.00	2,100.00
8-Jun-12	1,837.50	1,800.00	1,950.00	1,800.00	1,940.00	1,950.00	1,950.00	1,910.00	2,295.00	2,300.00	2,350.00	2,150.00
13-Jun-12	1,821.67	1,800.00	1,850.00	1,800.00	1,927.50	1,950.00	1,950.00	1,900.00	2,311.67	2,350.00	2,350.00	2,250.00
15-Jun-12	1,826.00	1,830.00	1,850.00	1,800.00	1,927.50	1,950.00	1,950.00	1,900.00	2,311.67	2,350.00	2,350.00	2,250.00
19-Jun-12	1,823.33	1,800.00	1,880.00	1,800.00	1,922.50	1,950.00	1,950.00	1,880.00	2,300.00	2,300.00	2,350.00	2,230.00
22-Jun-12	1,793.33	1,750.00	1,880.00	1,750.00	1,926.26	1,950.00	1,950.00	1,880.00	2,293.33	2,300.00	2,350.00	2,230.00
26-Jun-12	1,780.00	1,750.00	1,830.00	1,750.00	1,936.25	1,950.00	1,950.00	1,920.00	2,293.33	2,300.00	2,350.00	2,230.00
29-Jun-12		1,750.00	1,830.00	1,750.00	1,928.75	1,950.00	1,950.00	1,890.00	2,293.33	2,300.00	2,350.00	2,230.00

Source of Data: Licensing and Monitoring Division, Regulation Department

B. RETAIL PRICE PER KILO

DATE		RAW				WASHED				REFINED			
		Average	Prevailing	High	Low	Average	Prevailing	High	Low	Average	Prevailing	High	Low
1-Jun-12	*	39.45	40.00	45.50	36.00	41.61	41.00	45.50	38.00	46.65	46.50	54.00	43.50
2-Jun-12	**		38.00	44.00	35.00		42.00	45.00	37.00		46.00	50.00	44.00
5-Jun-12	*	39.13	40.00	42.50	36.00	41.24	41.00	45.50	38.00	46.34	46.50	54.00	43.50
	**		38.00	44.00	35.00		42.00	45.00	37.00		46.00	50.00	44.00
7-Jun-12	**		38.00	44.00	35.00		42.00	45.00	37.00		46.00	50.00	45.00
8-Jun-12	*	39.14	40.00	42.50	36.00	41.32	40.00	45.50	38.00	46.51	46.50	54.00	44.00
9-Jun-12	**		38.00	44.00	35.00		42.00	46.00	37.00		46.00	50.00	45.00
12-Jun-12	**		38.00	44.00	35.00		42.00	46.00	37.00		46.00	50.00	45.00
13-Jun-12	*	39.45	40.00	44.00	36.00	41.96	40.00	50.00	38.00	46.95	46.50	54.00	44.00
14-Jun-12	**		40.00	45.00	38.00		44.00	48.00	40.00		48.00	54.00	46.00
16-Jun-12	**		40.00	45.00	38.00		44.00	48.00	40.00		48.00	54.00	46.00
15-Jun-12	*	39.45	40.00	44.00	36.00	42.02	41.00	47.00	38.00	46.87	46.50	54.00	44.00
19-Jun-12	**		40.00	44.00	38.00		44.00	48.00	40.00		50.00	52.00	46.00
	*	40.15	40.00	46.00	36.00	42.85	43.00	49.00	38.00	47.98	49.00	54.00	45.00
21-Jun-12	**		40.00	44.00	38.00		44.00	48.00	40.00		50.00	52.00	47.00
22-Jun-12	*	40.18	40.00	46.00	36.00	42.85	43.50	49.00	38.00	48.00	49.00	54.00	45.00
23-Jun-12	**		40.00	44.00	38.00		44.00	48.00	40.00		50.00	52.00	47.00
26-Jun-12	*	44.25	40.00	46.00	36.00	42.87	43.50	49.00	38.00	48.11	49.00	54.00	45.00
	**		40.00	45.00	39.00		44.00	48.00	40.00		50.00	52.00	48.00
28-Jun-12	**		40.00	45.00	39.00		44.00	48.00	40.00		50.00	52.00	48.00
29-Jun-12	*	41.32	40.00	46.00	36.85	44.15	43.50	49.00	39.25	49.54	49.00	54.10	45.56

* Supermarket/Groceries monitored by Regulation Department, SRA

** Wet Markets monitored by BAS

Noted:


ROSEMARIE S. GUMERA

Manager III, Planning & Policy Department


ALICIA M. MALIWAT

7/3/2011

MAY 2012 AVERAGE AND PREVAILING SUGAR PRICES IN METRO MANILA

A. WHOLESALE PRICE OF RAW, WASHED AND REFINED SUGAR PER 50-KILO BAG

DATE	RAW				WASHED				REFINED			
	Average	Prevailing	High	Low	Average	Prevailing	High	Low	Average	Prevailing	High	Low
3-May-12	1,680.00	1,650.00	1,700.00	1,610.00	1,790.00	1,800.00	1,850.00	1,720.00	2,083.75	2,100.00	2,120.00	2,020.00
8-May-12	1,680.00	1,650.00	1,700.00	1,610.00	1,790.00	1,800.00	1,850.00	1,720.00	2,083.75	2,100.00	2,120.00	2,020.00
10-May-12	1,676.67	1,700.00	1,700.00	1,610.00	1,790.00	1,800.00	1,850.00	1,720.00	2,083.75	2,100.00	2,120.00	2,020.00
15-May-12	1,676.67	1,700.00	1,700.00	1,610.00	1,790.00	1,800.00	1,850.00	1,720.00	2,083.75	2,100.00	2,120.00	2,020.00
18-May-12	1,643.33	1,650.00	1,670.00	1,610.00	1,737.50	1,740.00	1,760.00	1,700.00	2,042.14	2,050.00	2,060.00	2,000.00
22-May-12	1,646.67	1,650.00	1,680.00	1,610.00	1,745.00	1,750.00	1,780.00	1,700.00	2,046.43	2,050.00	2,070.00	2,000.00
25-May-12	1,646.67	1,650.00	1,680.00	1,610.00	1,745.00	1,750.00	1,780.00	1,700.00	2,046.43	2,050.00	2,070.00	2,000.00
29-May-12	1,646.67	1,650.00	1,680.00	1,590.00	1,730.00	1,750.00	1,750.00	1,680.00	2,023.14	2,050.00	2,056.00	1,980.00

Source of Data: Licensing and Monitoring Division, Regulation Department

B. RETAIL PRICE PER KILO

DATE		RAW				WASHED				REFINED			
		Average	Prevailing	High	Low	Average	Prevailing	High	Low	Average	Prevailing	High	Low
3-May-12	*	38.42	38.00	45.50	33.30	40.71	40.00	48.00	34.00	45.63	46.00	49.50	42.00
	**		38.00	42.00	34.00		42.00	45.00	37.00		45.00	50.00	44.00
5-May-12	**		38.00	42.00	34.00		42.00	45.00	35.00		46.00	50.00	44.00
8-May-12	*	38.51	40.00	45.50	33.30	40.93	43.00	48.00	34.00	45.73	46.00	49.50	42.00
	**		38.00	42.00	34.00		42.00	45.00	37.00		46.00	50.00	44.00
10-May-12	*	38.59	40.00	45.50	33.30	41.01	43.00	48.00	34.00	45.86	46.00	49.50	42.00
12-May-12	**		38.00	44.00	35.00		42.00	45.00	37.00		46.00	50.00	44.00
15-May-12	**		38.00	44.00	35.00		42.00	45.00	37.00		46.00	50.00	44.00
	*	38.89	40.00	41.50	34.40	41.03	41.00	46.50	35.00	46.33	46.25	54.00	43.50
17-May-12	**		38.00	44.00	35.00		42.00	45.00	37.00		46.00	50.00	44.00
18-May-12	*	39.01	40.00	41.50	35.00	41.02	41.00	46.50	35.00	46.36	47.00	54.00	44.00
19-May-12	**		38.00	44.00	35.00		42.00	45.00	37.00		46.00	50.00	44.00
22-May-12	**		38.00	44.00	35.00		42.00	45.00	37.00		46.00	50.00	44.00
	*	39.49	40.00	46.75	35.75	41.73	41.00	46.50	38.00	46.99	47.00	51.90	44.00
24-May-12	**		38.00	44.00	35.00		42.00	45.00	37.00		46.00	50.00	44.00
25-May-12	*	39.58	40.00	46.75	36.00	41.80	41.00	46.50	38.00	47.05	47.00	54.00	44.00
29-May-12	**		38.00	44.00	35.00		42.00	45.00	37.00		46.00	50.00	44.00
	*	39.40	40.00	45.75	36.00	41.54	41.00	46.50	38.00	46.74	47.00	54.00	44.00
31-May-12	**		38.00	44.00	35.00		42.00	45.00	37.00		46.00	50.00	44.00

* Supermarket/Groceries monitored by Regulation Department, SRA

** Wet Markets monitored by BAS

Noted:

for June 5 6/5/12
ROSEMARIE S. GUMERA

Manager III, Planning & Policy Department

Analina
ALICIA M. MALIWAT

6/5/2012

APRIL 2012 AVERAGE AND PREVAILING SUGAR PRICES IN METRO MANILA

A. WHOLESALE PRICE OF RAW, WASHED AND REFINED SUGAR PER 50-KILO BAG

DATE	RAW				WASHED				REFINED			
	Average	Prevailing	High	Low	Average	Prevailing	High	Low	Average	Prevailing	High	Low
3-Apr. 12	1,520.00	1,530.00	1,550.00	1,450.00	1,596.00	1,600.00	1,650.00	1,530.00	1,976.25	1,980.00	2,000.00	1,920.00
10-Apr. 12	1,551.67	1,550.00	1,580.00	1,500.00	1,660.00	1,700.00	1,700.00	1,590.00	2,017.50	2,050.00	2,050.00	1,950.00
13-Apr. 12	1,645.00	1,650.00	1,700.00	1,550.00	1,757.50	1,790.00	1,820.00	1,670.00	2,074.28	2,100.00	2,120.00	2,000.00
17-Apr. 12	1,645.00	1,650.00	1,700.00	1,550.00	1,757.50	1,790.00	1,820.00	1,670.00	2,074.28	2,100.00	2,120.00	2,000.00
20-Apr. 12	1,660.00	1,680.00	1,700.00	1,600.00	1,780.00	1,800.00	1,820.00	1,700.00	2,094.29	2,100.00	2,150.00	2,020.00
24-Apr. 12	1,658.33	1,650.00	1,700.00	1,600.00	1,755.00	1,700.00	1,820.00	1,700.00	2,102.86	2,120.00	2,150.00	2,030.00
27-Apr. 12	1,673.75	1,700.00	1,700.00	1,610.00	1,783.33	1,800.00	1,850.00	1,720.00	2,081.45	2,100.00	2,120.00	2,040.00

Source of Data: Licensing and Monitoring Division, Regulation Department

B. RETAIL PRICE PER KILO

DATE		RAW				WASHED				REFINED			
		Average	Prevailing	High	Low	Average	Prevailing	High	Low	Average	Prevailing	High	Low
3-Apr.-12	*	36.85	38.00	43.75	30.00	39.74	39.75	48.00	34.00	44.63	44.00	49.00	40.00
	**		34.00	42.00	34.00		40.00	45.00	36.00		44.00	50.00	42.00
7-Apr.-12	**		34.00	42.00	34.00		40.00	45.00	36.00		44.00	50.00	42.00
10-Apr.-12	*	37.16	38.00	43.65	33.30	40.03	39.75	48.00	35.95	45.15	44.50	49.00	42.00
	**		34.00	42.00	34.00		40.00	45.00	36.00		44.00	50.00	42.00
12-Apr.-12	**		34.00	42.00	34.00		40.00	45.00	36.00		44.00	50.00	42.00
13-Apr.-12	*	37.16	38.00	43.65	33.30	40.03	39.75	48.00	34.00	45.15	44.50	49.00	42.00
14-Apr.-12	**		34.00	42.00	34.00		40.00	45.00	37.00		44.00	50.00	42.00
17-Apr.-12	*	37.60	38.00	46.75	33.30	39.87	39.75	48.00	34.00	44.96	44.00	49.00	42.00
	**		34.00	42.00	34.00		40.00	45.00	37.00		44.00	50.00	42.00
20-Apr.-12	*	37.76	38.00	46.75	33.30	40.07	39.75	48.00	34.00	45.25	46.00	49.00	42.00
21-Apr.-12	**		34.00	42.00	34.00		40.00	45.00	37.00		44.00	50.00	42.00
24-Apr.-12	*	37.54	38.00	43.65	33.30	40.05	39.75	48.00	34.00	45.06	46.00	49.00	42.00
	**		36.00	42.00	32.00		40.00	45.00	37.00		44.00	50.00	42.00
26-Apr.-12	**												
27-Apr.-12	*	37.52	38.25	43.65	33.30	40.03	39.75	48.00	34.00	45.07	46.00	49.00	42.00

* Supermarket/Groceries monitored by Regulation Department, SRA

** Wet Markets monitored by BAS

Noted:


ROSEMARIE S. GUMERA

Manager III, Planning & Policy Department


ALICIA M. MALIWAT

4/26/2012

MARCH 2012 AVERAGE AND PREVAILING SUGAR PRICES IN METRO MANILA

A. WHOLESALE PRICE OF RAW, WASHED AND REFINED SUGAR PER 50-KILO BAG

DATE	RAW				WASHED				REFINED			
	Average	Prevailing	High	Low	Average	Prevailing	High	Low	Average	Prevailing	High	Low
2-Mar-12	1,478.33	1,500.00	1,500.00	1,430.00	1,512.50	1,580.00	1,600.00	1,530.00	1,956.67	1,980.00	1,980.00	1,900.00
6-Mar-12	1,515.00	1,550.00	1,550.00	1,450.00	1,592.50	1,590.00	1,650.00	1,550.00	1,965.00	1,980.00	1,980.00	1,920.00
9-Mar-12	1,525.00	1,550.00	1,550.00	1,470.00	1,602.50	1,600.00	1,650.00	1,570.00	1,976.67	1,980.00	2,000.00	1,950.00
13-Mar-12	1,520.00	1,550.00	1,550.00	1,470.00	1,600.00	1,600.00	1,650.00	1,570.00	1,981.67	1,980.00	2,000.00	1,950.00
15-Mar-12	1,530.00	1,550.00	1,550.00	1,490.00	1,610.00	1,620.00	1,650.00	1,580.00	1,996.67	2,000.00	2,000.00	1,980.00
20-Mar-12	1,527.50	1,550.00	1,580.00	1,470.00	1,635.71	1,650.00	1,680.00	1,590.00	1,996.67	2,000.00	2,050.00	1,950.00
23-Mar-12	1,527.50	1,550.00	1,580.00	1,470.00	1,635.71	1,650.00	1,680.00	1,590.00	1,992.00	2,000.00	2,050.00	1,950.00
27-Mar-12	1,520.00	1,530.00	1,550.00	1,450.00	1,610.00	1,650.00	1,650.00	1,550.00	1,991.43	1,980.00	2,000.00	1,960.00
30-Mar-12	1,520.00	1,530.00	1,550.00	1,450.00	1,600.00	1,600.00	1,650.00	1,550.00	1,973.75	1,980.00	2,000.00	1,920.00

Source of Data: Licensing and Monitoring Division, Regulation Department

B. RETAIL PRICE PER KILO

DATE		RAW				WASHED				REFINED			
		Average	Prevailing	High	Low	Average	Prevailing	High	Low	Average	Prevailing	High	Low
1-Mar-12	**		35.00	42.00	32.00		36.00	45.00	35.00		44.00	50.00	40.00
2-Mar-12	*	35.87	34.00	43.00	27.25	38.88	39.00	44.00	30.00	42.99	43.50	47.50	36.00
3-Mar-12	**		34.00	42.00	32.00		36.00	45.00	35.00		44.00	50.00	40.00
6-Mar-12	*	35.75	36.50	43.00	27.75	38.67	39.00	44.00	30.00	42.96	43.50	47.50	36.00
	**		34.00	42.00	32.00		36.00	45.00	35.00		44.00	50.00	40.00
8-Mar-12	**		34.00	42.00	32.00		36.00	45.00	35.00		44.00	50.00	40.00
9-Mar-12	*	35.89	36.50	43.00	27.75	38.73	39.00	44.00	30.00	42.96	43.50	47.50	36.00
10-Mar-12	**		34.00	42.00	32.00		36.00	45.00	35.00		44.00	50.00	40.00
13-Mar-12	*	35.93	35.00	43.00	27.75	38.83	39.00	44.64	30.00	43.23	43.50	49.00	36.00
	**		34.00	42.00	32.00		36.00	45.00	35.00		44.00	50.00	40.00
15-Mar-12	*	36.08	36.50	43.65	27.75	39.02	39.50	48.00	30.00	43.55	43.50	49.00	36.00
	**		34.00	42.00	32.00		36.00	45.00	35.00		44.00	50.00	40.00
17-Mar-12	**		34.00	42.00	32.00		36.00	45.00	35.00		44.00	50.00	40.00
20-Mar-12	*	36.48	36.50	43.75	27.75	39.17	39.50	48.00	30.00	44.06	43.00	49.00	36.00
	**		34.00	42.00	32.00		40.00	45.00	36.00		44.00	50.00	42.00
22-Mar-12	**		34.00	42.00	32.00		40.00	45.00	36.00		44.00	50.00	42.00
23-Mar-12	*	36.81	38.50	43.75	31.00	39.45	39.50	48.00	31.00	44.59	45.15	49.00	42.00
24-Mar-12	**		34.00	42.00	32.00		40.00	45.00	36.00		44.00	50.00	42.00
27-Mar-12	*	36.83	38.50	43.75	31.00	39.54	39.75	48.00	34.00	44.61	45.15	49.00	42.00
	**		34.00	42.00	33.00		40.00	45.00	36.00		44.00	50.00	42.00
29-Mar-12	**		34.00	42.00	34.00		40.00	45.00	36.00		44.00	50.00	42.00
30-Mar-12	*	36.85	38.00	43.75	30.00	39.74	39.75	48.00	34.00	44.63	44.00	49.00	40.00
31-Mar-12	**		34.00	42.00	34.00		40.00	45.00	36.00		44.00	50.00	42.00

* Supermarket/Groceries monitored by Regulation Department, SRA

** Wet Markets monitored by BAS

Noted:


ROSEMARIE S. GUMERA
 Manager III, Planning & Policy Department


ALICIA M. MALIWAT

4/2/2012

FEBRUARY 2012 AVERAGE AND PREVAILING SUGAR PRICES IN METRO MANILA

A. WHOLESALE PRICE OF RAW, WASHED AND REFINED SUGAR PER 50-KILO BAG

DATE	RAW				WASHED				REFINED			
	Average	Prevailing	High	Low	Average	Prevailing	High	Low	Average	Prevailing	High	Low
3-Feb-12	1,432.14	1,450.00	1,450.00	1,380.00	1,542.00	1,580.00	1,580.00	1,500.00	1,862.86	1,880.00	1,900.00	1,820.00
7-Feb-12	1,424.29	1,450.00	1,450.00	1,370.00	1,538.00	1,580.00	1,580.00	1,480.00	1,854.29	1,900.00	1,900.00	1,820.00
10-Feb-12	1,424.29	1,450.00	1,450.00	1,370.00	1,532.00	1,580.00	1,580.00	1,450.00	1,848.57	1,850.00	1,900.00	1,780.00
14-Feb-12	1,416.57	1,450.00	1,475.00	1,350.00	1,532.00	1,550.00	1,600.00	1,460.00	1,835.71	1,835.00	1,900.00	1,790.00
17-Feb-12	1,417.50	1,450.00	1,475.00	1,370.00	1,515.00	1,550.00	1,600.00	1,460.00	1,826.67	1,835.00	1,900.00	1,790.00
21-Feb-12	1,410.56	1,450.00	1,475.00	1,330.00	1,548.00	1,560.00	1,600.00	1,480.00	1,843.33	1,850.00	1,900.00	1,800.00
24-Feb-12	1,410.56	1,450.00	1,475.00	1,330.00	1,548.00	1,560.00	1,600.00	1,480.00	1,843.33	1,850.00	1,900.00	1,800.00
28-Feb-12	1,442.85	1,450.00	1,480.00	1,400.00	1,554.00	1,580.00	1,580.00	1,520.00	1,900.00	1,900.00	1,970.00	1,850.00

Source of Data: Licensing and Monitoring Division, Regulation Department

B. RETAIL PRICE PER KILO

DATE		RAW				WASHED				REFINED			
		Average	Prevailing	High	Low	Average	Prevailing	High	Low	Average	Prevailing	High	Low
2-Feb-12	**		34.00	43.00	32.00		38.00	45.00	35.00		44.00	50.00	40.00
3-Feb-12	*	37.01	39.00	43.65	30.00	39.06	39.50	48.00	34.00	43.30	44.00	49.00	36.60
4-Feb-12	**		34.00	42.00	32.00		38.00	45.00	35.00		44.00	50.00	40.00
7-Feb-12	*	36.98	39.00	44.55	30.00	38.96	40.00	48.00	34.00	43.25	44.00	49.00	39.60
	**		34.00	42.00	32.00		38.00	45.00	35.00		44.00	50.00	40.00
9-Feb-12	**		34.00	42.00	32.00		38.00	45.00	35.00		44.00	50.00	40.00
10-Feb-12	*	36.98	39.00	44.55	30.00	38.96	40.00	48.00	34.00	43.25	44.00	49.00	39.60
11-Feb-12	**		34.00	42.00	32.00		38.00	45.00	35.00		44.00	50.00	40.00
14-Feb-12	**		34.00	42.00	32.00		38.00	45.00	35.00		44.00	50.00	40.00
	*	36.92	39.00	44.55	30.00	38.94	40.00	48.00	34.00	43.32	44.00	49.00	39.60
16-Feb-12	**		34.00	42.00	32.00		38.00	45.00	35.00		44.00	50.00	40.00
17-Feb-12	*	36.90	40.00	44.55	30.00	39.29	40.00	48.00	34.00	43.51	44.00	49.00	39.60
18-Feb-12	**		34.00	42.00	32.00		38.00	45.00	35.00		44.00	50.00	40.00
21-Feb-12	*	36.81	40.00	44.55	30.00	39.19	40.00	48.00	34.00	43.48	44.00	49.00	39.60
	**		34.00	42.00	32.00		38.00	45.00	35.00		44.00	50.00	40.00
23-Feb-12	**		34.00	42.00	32.00		38.00	45.00	35.00		44.00	50.00	40.00
24-Feb-12	*	36.05	34.00	42.00	30.00	38.82	38.00	44.00	34.00	43.24	43.50	47.50	39.60
25-Feb-12	**		34.00	42.00	32.00		38.00	45.00	35.00		44.00	50.00	40.00
28-Feb-12	*	36.09	34.00	43.00	27.25	38.94	38.00	44.00	30.00	43.10	43.50	47.50	36.00
	**		35.00	42.00	32.00		36.00	45.00	35.00		44.00	50.00	40.00

* Supermarket/Groceries monitored by Regulation Department, SRA

** Wet Markets monitored by BAS

Alicia M. Maliwat
ALICIA M. MALIWAT

3/1/2012

Noted: *Rabacan*
ROSEMARIE S. GUMERA
Manager III, Planning & Policy Department

JANUARY 2012 AVERAGE AND PREVAILING SUGAR PRICES IN METRO MANILA

A. WHOLESALE PRICE OF RAW, WASHED AND REFINED SUGAR PER 50-KILO BAG

DATE	RAW				WASHED				REFINED			
	Average	Prevailing	High	Low	Average	Prevailing	High	Low	Average	Prevailing	High	Low
3-Jan-12	1,373.33	1,380.00	1,400.00	1,330.00	1,535.00	1,550.00	1,640.00	1,450.00	1,837.14	1,880.00	1,880.00	1,780.00
6-Jan-12	1,376.67	1,380.00	1,400.00	1,350.00	1,547.50	1,550.00	1,640.00	1,480.00	1,850.00	1,850.00	1,880.00	1,800.00
10-Jan-12	1,369.17	1,380.00	1,380.00	1,350.00	1,538.75	1,550.00	1,575.00	1,500.00	1,836.67	1,830.00	1,880.00	1,800.00
13-Jan-12	1,363.00	1,350.00	1,380.00	1,350.00	1,538.75	1,550.00	1,575.00	1,500.00	1,836.00	1,830.00	1,880.00	1,800.00
17-Jan-12	1,397.00	1,400.00	1,430.00	1,350.00	1,518.75	1,500.00	1,625.00	1,400.00	1,827.50	1,850.00	1,880.00	1,770.00
20-Jan-12	1,401.00	1,400.00	1,430.00	1,370.00	1,518.75	1,500.00	1,625.00	1,400.00	1,832.50	1,850.00	1,880.00	1,780.00
24-Jan-12	1,403.00	1,380.00	1,430.00	1,380.00	1,538.75	1,550.00	1,625.00	1,480.00	1,835.83	1,850.00	1,880.00	1,790.00
27-Jan-12	1,403.00	1,380.00	1,430.00	1,380.00	1,538.75	1,550.00	1,625.00	1,480.00	1,835.83	1,850.00	1,880.00	1,790.00
31-Jan-12	1,429.00	1,450.00	1,450.00	1,380.00	1,563.75	1,580.00	1,625.00	1,500.00	1,852.00	1,850.00	1,900.00	1,830.00


Source of Data: Licensing and Monitoring Division, Regulation Department

B. RETAIL PRICE PER KILO

DATE		RAW				WASHED				REFINED			
		Average	Prevailing	High	Low	Average	Prevailing	High	Low	Average	Prevailing	High	Low
3-Jan-12	**		34.00	45.00	32.00		38.00	48.00	35.00		44.00	50.00	40.00
	*	38.15	39.00	46.00	31.00	40.38	40.00	50.00	34.00	44.17	45.00	49.50	39.25
5-Jan-12	**		34.00	45.00	32.00		38.00	48.00	35.00		44.00	50.00	40.00
6-Jan-12	*	37.56	39.00	46.00	31.00	40.03	40.00	50.00	33.80	43.89	45.00	49.00	39.25
7-Jan-12	**		34.00	45.00	32.00		38.00	48.00	35.00		44.00	50.00	40.00
10-Jan-12	*	37.52	39.00	45.00	31.00	40.04	40.00	50.00	33.80	43.73	45.00	49.00	39.25
	**		34.00	45.00	32.00		38.00	48.00	35.00		44.00	50.00	40.00
	*	38.18	39.00	46.00	31.00	40.47	40.00	50.00	33.80	44.06	45.00	49.00	39.25
12-Jan-12	**		34.00	45.00	32.00		38.00	48.00	35.00		44.00	50.00	40.00
13-Jan-12	*	38.18	39.00	46.00	31.00	40.47	40.00	50.00	33.80	44.06	45.00	49.00	39.25
14-Jan-12	**		34.00	45.00	32.00		38.00	48.00	35.00		44.00	50.00	40.00
17-Jan-12	**		34.00	45.00	32.00		38.00	48.00	35.00		44.00	50.00	40.00
	*	37.87	39.00	45.00	31.00	40.43	42.00	50.00	33.80	44.11	45.00	49.00	39.25
19-Jan-12	**		34.00	45.00	32.00		38.00	48.00	35.00		44.00	50.00	40.00
20-Jan-12	*	37.37	39.00	44.55	31.00	39.78	38.00	48.00	33.80	43.70	42.00	49.00	39.25
21-Jan-12	**		34.00	45.00	32.00		38.00	48.00	35.00		44.00	50.00	40.00
24-Jan-12	**		34.00	45.00	32.00		38.00	48.00	35.00		44.00	50.00	40.00
	*	37.40	39.00	47.00	31.00	39.91	40.00	49.00	33.80	43.81	42.00	50.00	39.25
26-Jan-12	**		34.00	43.00	32.00		38.00	46.00	35.00		44.00	50.00	40.00
27-Jan-12	**	37.89	39.00	45.00	31.00	39.95	40.00	48.00	33.80	43.88	44.00	49.00	39.25
28-Jan-12	**		34.00	43.00	32.00		38.00	46.00	35.00		44.00	50.00	40.00
31-Jan-12	*	37.90	39.00	45.00	31.00	39.93	40.00	48.00	33.80	43.91	44.00	49.00	40.00
	**		34.00	43.00	32.00		38.00	46.00	35.00		44.00	50.00	40.00

* Supermarket/Groceries monitored by Regulation Department, SRA

** Wet Markets monitored by BAS


 ALICIA M. MALWAT
 2/2/2011

Noted: 
 ROSEMARIE S. GUMERA
 Manager III, Planning & Policy Department

DECEMBER 2011 AVERAGE AND PREVAILING SUGAR PRICES IN METRO MANILA

A. WHOLESALE PRICE OF RAW, WASHED AND REFINED SUGAR PER 50-KILO BAG

DATE	RAW				WASHED				REFINED			
	Average	Prevailing	High	Low	Average	Prevailing	High	Low	Average	Prevailing	High	Low
2-Dec.2011	1,362.50	1,350.00	1,400.00	1,300.00	1,476.00	1,500.00	1,550.00	1,350.00	1,732.86	1,750.00	1,770.00	1,670.00
6-Dec.2011	1,336.00	1,350.00	1,400.00	1,280.00	1,487.50	1,420.00	1,600.00	1,380.00	1,746.67	1,750.00	1,800.00	1,680.00
8-Dec.2011	1,336.00	1,350.00	1,400.00	1,280.00	1,487.50	1,420.00	1,600.00	1,380.00	1,743.33	1,750.00	1,800.00	1,680.00
13-Dec.2011	1,470.00	1,500.00	1,500.00	1,400.00	1,593.33	1,650.00	1,680.00	1,450.00	1,828.33	1,850.00	1,850.00	1,700.00
15-Dec.2011	1,364.00	1,350.00	1,400.00	1,300.00	1,517.50	1,500.00	1,600.00	1,420.00	1,788.33	1,750.00	1,850.00	1,750.00
21-Dec.2011	1,470.00	1,500.00	1,500.00	1,370.00	1,550.00	1,550.00	1,600.00	1,500.00	1,906.67	1,900.00	2,000.00	1,820.00
23-Dec.2011	1,470.00	1,500.00	1,500.00	1,370.00	1,550.00	1,550.00	1,600.00	1,500.00	1,906.67	1,900.00	2,000.00	1,820.00
27-Dec.2011	1,385.00	1,380.00	1,450.00	1,350.00	1,555.00	1,550.00	1,640.00	1,500.00	1,835.71	1,880.00	1,880.00	1,750.00
29-Dec.2011	1,385.00	1,380.00	1,450.00	1,350.00	1,555.00	1,550.00	1,640.00	1,500.00	1,840.00	1,880.00	1,880.00	1,780.00
30-Dec.2012	HOLIDAY											

Source of Data: Licensing and Monitoring Division, Regulation Department

B. RETAIL PRICE PER KILO

DATE		RAW				WASHED				REFINED			
		Average	Prevailing	High	Low	Average	Prevailing	High	Low	Average	Prevailing	High	Low
1-Dec.2011	**		40.00	45.00	32.00		40.00	48.00	35.00		44.00	50.00	41.00
2-Dec.2011	*	38.39	40.00	47.00	29.20	40.99	42.00	50.00	33.30	44.56	45.00	50.00	39.50
3-Dec.2011	**		40.00	45.00	32.00		40.00	48.00	35.00		44.00	50.00	41.00
6-Dec.2011	*	38.12	39.00	47.00	29.20	40.91	41.00	50.00	33.30	44.57	45.00	50.00	39.50
	**		40.00	45.00	32.00		40.00	48.00	35.00		44.00	50.00	40.00
8-Dec.2011	**		40.00	45.00	32.00		40.00	48.00	35.00		44.00	50.00	40.00
9-Dec.2011	*	38.68	39.00	47.00	29.20	41.43	41.00	50.00	33.30	44.92	45.00	52.00	39.25
10-Dec.2011	**		40.00	45.00	32.00		40.00	48.00	35.00		44.00	50.00	40.00
13-Dec.2011	*	38.57	39.00	46.00	29.20	41.43	41.00	50.00	33.30	44.71	45.00	52.00	39.25
	**		40.00	45.00	32.00		40.00	48.00	35.00		44.00	50.00	40.00
15-Dec.2011	**		40.00	45.00	32.00		40.00	48.00	35.00		44.00	50.00	40.00
	*	38.17	39.00	46.00	2,920.00	40.84	40.00	50.00	33.30	44.44	42.00	52.00	39.25
17-Dec.2011	**		40.00	45.00	32.00		40.00	48.00	35.00		44.00	50.00	40.00
20-Dec.2011	**		40.00	45.00	32.00		40.00	48.00	35.00		44.00	50.00	40.00
21-Dec.2011	*	38.45	39.00	45.00	29.20	40.76	40.00	50.00	33.30	44.36	45.00	49.00	39.25
22-Dec.2011	**		40.00	45.00	32.00		40.00	48.00	35.00		44.00	50.00	40.00
23-Dec.2011	*	38.35	39.00	45.00	29.20	40.70	40.00	50.00	33.30	44.25	45.00	49.00	39.25
24-Dec.2011	**		40.00	45.00	32.00		40.00	48.00	35.00		44.00	50.00	40.00
27-Dec.2011	*	38.05	39.00	46.75	29.20	40.26	41.00	50.00	33.30	44.13	45.00	55.00	39.25
	**		40.00	45.00	32.00		40.00	48.00	35.00		44.00	50.00	40.00
29-Dec.2011	*	38.39	39.00	46.50	2,920.00	40.93	41.00	50.00	33.30	44.64	45.00	55.00	39.25
	**		40.00	45.00	32.00		40.00	48.00	35.00		44.00	50.00	40.00
30-Dec.2011	*	HOLIDAY											
31-Dec.2011	**		34.00	45.00	32.00		38.00	48.00	35.00		44.00	50.00	40.00

* Supermarket/Groceries monitored by Regulation Department, SRA

** Wet Markets monitored by BAS

Noted:


ROSEMARIE S. GUMERA

Manager III, Planning & Policy Department


ALICIA M. MALINWAT

1/4/2012

NOVEMBER 2011 AVERAGE AND PREVAILING SUGAR PRICES IN METRO MANILA

A. WHOLESALE PRICE OF RAW, WASHED AND REFINED SUGAR PER 50-KILO BAG

DATE	RAW				WASHED				REFINED			
	Average	Prevailing	High	Low	Average	Prevailing	High	Low	Average	Prevailing	High	Low
2-Nov.-2011	1,417.50	1,400.00	1,500.00	1,350.00	1,594.00	1,630.00	1,650.00	1,520.00	1,805.00	1,800.00	1,850.00	1,750.00
4-Nov.-2011	1,417.50	1,400.00	1,500.00	1,350.00	1,594.00	1,630.00	1,650.00	1,520.00	1,805.00	1,800.00	1,850.00	1,750.00
8-Nov.-2011	1,422.14	1,400.00	1,500.00	1,350.00	1,550.00	1,530.00	1,640.00	1,480.00	1,785.71	1,780.00	1,850.00	1,720.00
11-Nov.-2011	1,422.14	1,400.00	1,500.00	1,350.00	1,550.00	1,530.00	1,640.00	1,480.00	1,785.71	1,780.00	1,850.00	1,720.00
15-Nov.-2011	1,392.00	1,390.00	1,500.00	1,320.00	1,520.00	1,550.00	1,550.00	1,480.00	1,772.50	1,800.00	1,800.00	1,700.00
18-Nov.-2011	1,392.00	1,390.00	1,500.00	1,320.00	1,520.00	1,550.00	1,550.00	1,480.00	1,772.50	1,800.00	1,800.00	1,700.00
22-Nov.-2011	1,361.67	1,375.00	1,500.00	1,270.00	1,492.50	1,500.00	1,550.00	1,420.00	1,751.67	1,770.00	1,800.00	1,680.00
25-Nov.-2011	1,365.00	1,350.00	1,500.00	1,250.00	1,490.00	1,500.00	1,550.00	1,350.00	1,743.33	1,750.00	1,800.00	1,680.00
29-Nov.-2011												

Source of Data: Licensing and Monitoring Division, Regulation Department


B. RETAIL PRICE PER KILO

DATE		RAW				WASHED				REFINED			
		Average	Prevailing	High	Low	Average	Prevailing	High	Low	Average	Prevailing	High	Low
2-Nov.-2011	*	39.39	41.00	47.00	31.00	41.83	43.00	48.00	35.00	45.97	47.00	50.00	40.00
3-Nov.-2011	**		40.00	48.00	32.00		40.00	50.00	35.00		44.00	50.00	41.00
4-Nov.-2011	*	39.19	41.00	47.00	31.00	41.70	43.00	50.00	35.00	45.57	47.00	49.50	40.00
5-Nov.-2011	**		40.00	48.00	32.00		40.00	50.00	35.00		44.00	50.00	41.00
8-Nov.-2011	*	38.71	41.00	47.00	31.00	41.90	43.00	50.00	35.00	45.31	47.00	54.65	40.00
	**		40.00	48.00	32.00		40.00	50.00	35.00		44.00	50.00	41.00
10-Nov.-2011	**		40.00	48.00	32.00		40.00	50.00	35.00		44.00	50.00	41.00
11-Nov.-2011	*	39.30	41.00	47.00	31.00	42.36	43.00	50.00	35.00	45.48	47.00	50.00	40.00
12-Nov.-2011	**		40.00	48.00	32.00		40.00	50.00	35.00		44.00	50.00	41.00
15-Nov.-2011	*	39.22	41.00	47.00	31.00	42.03	43.00	50.00	35.00	45.52	47.00	50.00	40.00
	**		40.00	48.00	32.00		40.00	50.00	35.00		44.00	50.00	41.00
17-Nov.-2011	**		40.00	45.00	32.00		40.00	48.00	35.00		44.00	50.00	41.00
18-Nov.-2011	*	39.22	41.00	47.00	31.00	42.13	43.00	50.00	35.00	45.53	47.00	50.00	40.00
19-Nov.-2011	**		40.00	45.00	32.00		40.00	48.00	35.00		44.00	50.00	41.00
22-Nov.-2011	*	38.35	40.00	47.00	30.00	41.26	42.00	49.25	32.00	44.99	47.00	50.00	39.00
	**		40.00	45.00	32.00		40.00	48.00	35.00		44.00	50.00	41.00
24-Nov.-2011	**		40.00	45.00	32.00		40.00	48.00	35.00		44.00	50.00	41.00
25-Nov.-2011	*	39.01	40.00	47.00	30.00	41.99	42.00	48.00	32.00	45.38	47.00	49.75	39.00
26-Nov.-2011	**		40.00	45.00	32.00		40.00	48.00	35.00		44.00	50.00	41.00
29-Nov.-2011	*												
	**												

* Supermarket/Groceries monitored by Regulation Department, SRA

** Wet Markets monitored by BAS

Noted:


ROSEMARIE S. GUMERA

Manager III, Planning & Policy Department


ALICIA M. MALIWAT

11/29/2011

OCTOBER 2011 AVERAGE AND PREVAILING SUGAR PRICES IN METRO MANILA

A. WHOLESALE PRICE OF RAW, WASHED AND REFINED SUGAR PER 50-KILO BAG

DATE	RAW				WASHED				REFINED			
	Average	Prevailing	High	Low	Average	Prevailing	High	Low	Average	Prevailing	High	Low
4-Oct.-2011	1,445.71	1,450.00	1,550.00	1,350.00	1,630.00	1,650.00	1,680.00	1,520.00	1,918.75	1,950.00	1,950.00	1,820.00
7-Oct.-2011	1,450.00	1,450.00	1,550.00	1,350.00	1,632.00	1,650.00	1,670.00	1,520.00	1,918.75	1,950.00	1,950.00	1,800.00
13-Oct.-2011	1,456.07	1,420.00	1,550.00	1,350.00	1,620.00	1,650.00	1,680.00	1,500.00	1,894.29	1,900.00	1,950.00	1,800.00
14-Oct.-2011	1,454.16	1,420.00	1,550.00	1,350.00	1,617.50	1,650.00	1,670.00	1,500.00	1,871.43	1,900.00	1,900.00	1,750.00
18-Oct.-2011	1,417.50	1,350.00	1,550.00	1,350.00	1,594.00	1,630.00	1,650.00	1,500.00	1,833.33	1,850.00	1,900.00	1,780.00
21-Oct.-2011	1,417.50	1,350.00	1,550.00	1,350.00	1,594.00	1,630.00	1,650.00	1,500.00	1,833.33	1,850.00	1,900.00	1,780.00
25-Oct.-2011	1,417.50	1,350.00	1,550.00	1,350.00	1,594.00	1,630.00	1,650.00	1,500.00	1,833.33	1,850.00	1,900.00	1,780.00
28-Oct.-2011												


Source of Data: Licensing and Monitoring Division, Regulation Department

B. RETAIL PRICE PER KILO

DATE		RAW				WASHED				REFINED			
		Average	Prevailing	High	Low	Average	Prevailing	High	Low	Average	Prevailing	High	Low
1-Oct.-2011	**		40.00	48.00	32.00		42.00	50.00	35.00		44.00	52.00	41.00
4-Oct.-2011	*	40.56	43.00	46.00	33.00	43.55	45.00	49.00	35.00	47.18	48.00	50.00	41.60
	**		40.00	48.00	32.00		42.00	50.00	35.00		44.00	50.00	41.00
6-Oct.-2011	**		40.00	48.00	32.00		42.00	50.00	35.00		44.00	50.00	41.00
7-Oct.-2011	*	40.25	41.00	46.00	33.00	43.22	45.00	49.00	35.00	46.98	48.00	52.00	41.60
8-Oct.-2011	**		40.00	48.00	32.00		42.00	50.00	35.00		44.00	50.00	41.00
11-Oct.-2011	**		40.00	48.00	32.00		42.00	50.00	35.00		44.00	50.00	41.00
	*	40.04	41.00	47.25	31.75	42.90	45.00	49.00	35.35	46.62	49.00	54.60	40.85
13-Oct.-2011	**		40.00	48.00	32.00		42.00	50.00	35.00		44.00	50.00	41.00
14-Oct.-2011	**	40.34	41.00	47.00	31.00	43.17	45.00	49.00	35.50	46.94	48.00	53.00	41.00
15-Oct.-2011	*		40.00	48.00	32.00		42.00	50.00	35.00		44.00	50.00	41.00
18-Oct.-2011	**		40.00	48.00	32.00		40.00	50.00	35.00		44.00	50.00	41.00
	*	40.51	41.00	52.00	31.00	43.14	42.00	49.00	35.50	46.68	47.00	52.00	41.00
20-Oct.-2011	**		40.00	48.00	32.00		40.00	50.00	35.00		44.00	50.00	41.00
21-Oct.-2011	*	40.83	41.00	48.00	31.00	43.61	42.00	49.00	35.50	46.90	47.00	52.00	41.00
22-Oct.-2011	**		40.00	48.00	32.00		40.00	50.00	35.00		44.00	50.00	41.00
25-Oct.-2011	**		40.00	48.00	32.00		40.00	50.00	35.00		44.00	50.00	41.00
	*	40.41	41.00	47.00	31.00	43.13	42.00	49.00	35.50	46.68	47.00	52.00	41.00
27-Oct.-2011	**		40.00	48.00	32.00		40.00	50.00	35.00		44.00	50.00	41.00
28-Oct.-2011	*												
29-Oct.-2011	**		40.00	48.00	32.00		40.00	50.00	35.00		44.00	50.00	41.00

* Supermarket/Groceries monitored by Regulation Department, SRA

** Wet Markets monitored by BAS

Noted: 
ROSEMARIE S. GUMERA
 Manager III, Planning & Policy Department


ALICIA M. MALIWAT
 11/3/2011

SEPTEMBER 2011 AVERAGE AND PREVAILING SUGAR PRICES IN METRO MANILA

A. WHOLESALE PRICE OF RAW, WASHED AND REFINED SUGAR PER 50-KILO BAG

DATE	RAW				WASHED				REFINED			
	Average	Prevailing	High	Low	Average	Prevailing	High	Low	Average	Prevailing	High	Low
2-Sept.-11	1,486.00	1,500.00	1,550.00	1,400.00	1,610.00	1,600.00	1,650.00	1,550.00	1,914.29	1,900.00	1,950.00	1,880.00
6-Sept.-11	1,489.17	1,500.00	1,550.00	1,430.00	1,624.00	1,630.00	1,630.00	1,600.00	1,905.00	1,900.00	1,930.00	1,850.00
9-Sept.-11	1,484.17	1,500.00	1,600.00	1,400.00	1,618.00	1,630.00	1,650.00	1,550.00	1,902.86	1,900.00	1,950.00	1,830.00
13-Sept.-11	1,427.14	1,420.00	1,600.00	1,300.00	1,646.25	1,650.00	1,680.00	1,580.00	1,928.75	1,950.00	1,980.00	1,850.00
16-Sept.-11	1,434.28	1,420.00	1,600.00	1,300.00	1,646.25	1,650.00	1,680.00	1,580.00	1,922.50	1,950.00	1,980.00	1,850.00
20-Sept.-11	1,446.25	1,420.00	1,600.00	1,350.00	1,651.00	1,650.00	1,680.00	1,600.00	1,932.50	1,950.00	1,980.00	1,880.00
23-Sept.-11	1,455.71	1,420.00	1,600.00	1,350.00	1,641.00	1,650.00	1,680.00	1,550.00	1,928.75	1,950.00	1,980.00	1,850.00
30-Sept.-11	1,438.57	1,450.00	1,550.00	1,300.00	1,620.00	1,650.00	1,680.00	1,520.00	1,917.50	1,950.00	1,950.00	1,820.00

Source of Data: Licensing and Monitoring Division, Regulation Department

B. RETAIL PRICE PER KILO

DATE		RAW				WASHED				REFINED			
		Average	Prevailing	High	Low	Average	Prevailing	High	Low	Average	Prevailing	High	Low
1-Sept.-11	**		40.00	48.00	32.00		42.00	50.00	35.00		44.00	52.00	41.00
2-Sept.-11	*	40.94	40.00	48.00	33.00	44.30	45.00	49.00	37.00	47.52	48.00	50.95	40.00
3-Sept.-11	**		40.00	48.00	32.00		42.00	50.00	35.00		44.00	52.00	41.00
6-Sept.-11	**		40.00	48.00	32.00		42.00	50.00	35.00		44.00	52.00	41.00
	*	40.21	40.00	46.55	32.50	43.55	42.00	49.00	36.60	46.81	48.00	53.35	40.00
8-Sept.-11	**		40.00	48.00	32.00		42.00	50.00	35.00		44.00	52.00	41.00
9-Sept.-11	*	40.56	42.00	46.00	33.00	44.13	44.00	49.00	37.00	47.13	48.00	50.00	40.00
10-Sept.-11	**		40.00	48.00	32.00		42.00	50.00	35.00		44.00	52.00	41.00
13-Sept.-11	*	40.72	42.00	45.00	32.10	43.92	45.00	49.00	34.25	46.94	48.00	50.00	40.00
	**		40.00	48.00	32.00		42.00	50.00	35.00		44.00	52.00	41.00
15-Sept.-11	**		40.00	48.00	32.00		42.00	50.00	35.00		44.00	52.00	41.00
16-Sept.-11	*	40.38	40.00	48.00	32.10	43.83	45.00	48.80	34.25	47.38	48.00	50.00	40.00
17-Sept.-11	**		40.00	48.00	32.00		42.00	50.00	35.00		44.00	52.00	41.00
20-Sept.-11	*	40.06	40.00	46.00	32.10	43.56	45.00	50.00	34.25	47.05	49.00	50.00	41.60
	**		40.00	48.00	32.00		42.00	50.00	35.00		44.00	52.00	41.00
22-Sept.-11	**		40.00	48.00	32.00		42.00	50.00	35.00		44.00	52.00	41.00
23-Sept.-11	*	40.17	42.00	46.55	32.10	43.37	45.00	50.00	34.25	46.73	49.00	53.35	40.00
24-Sept.-11	**		40.00	48.00	32.00		42.00	50.00	35.00		44.00	52.00	41.00
27-Sept.-11	**		40.00	48.00	32.00		42.00	50.00	35.00		44.00	52.00	41.00
29-Sept.-11	**		40.00	48.00	32.00		42.00	50.00	35.00		44.00	52.00	41.00
30-Sept.-11	*	40.58	40.00	46.00	32.10	43.52	45.00	48.50	34.25	47.03	48.00	50.00	40.00

* Supermarket/Groceries monitored by Regulation Department, SRA

** Wet Markets monitored by BAS

Noted:


ROSEMARIE S. GUMERA

Manager III, Planning & Policy Department



ALICIA M. MALIWAT

10/4/2011