

**AVERAGE AND PREVAILING SUGAR PRICES  
IN METRO MANILA**

**A. Wholesale Price per 50-Kilo Bag**


DATE	RAW				WASHED				REFINED			
	Average	Prevailing	High	Low	Average	Prevailing	High	Low	Average	Prevailing	High	Low
Dec. 2013	1,658.62	1,650.00	1,840.00	1,570.00	1,766.11	1,730.00	1,830.00	1,710.00	2,060.10	2,030.00	2,130.00	1,970.00
2014												
JANUARY												
3	1,613.33	1,650.00	1,650.00	1,570.00	1,742.00	1,730.00	1,830.00	1,710.00	2,036.67	2,030.00	2,100.00	1,990.00
7	1,608.33	1,650.00	1,650.00	1,570.00	1,734.00	1,730.00	1,820.00	1,680.00	2,018.33	2,020.00	2,100.00	1,970.00
10	1,605.00	1,570.00	1,650.00	1,570.00	1,734.00	1,730.00	1,820.00	1,680.00	2,015.00	2,020.00	2,100.00	1,970.00
14	1,595.00	1,630.00	1,630.00	1,540.00	1,720.00	1,730.00	1,820.00	1,660.00	1,998.33	2,020.00	2,050.00	1,940.00
17	1,595.00	1,630.00	1,630.00	1,540.00	1,720.00	1,730.00	1,820.00	1,660.00	1,998.33	2,020.00	2,050.00	1,940.00
21	1,595.00	1,630.00	1,630.00	1,540.00	1,720.00	1,730.00	1,820.00	1,660.00	1,998.33	2,020.00	2,050.00	1,940.00
24	1,595.00	1,630.00	1,630.00	1,540.00	1,720.00	1,730.00	1,820.00	1,660.00	1,998.33	2,020.00	2,050.00	1,940.00
28	1,581.67	1,580.00	1,630.00	1,540.00	1,692.00	1,680.00	1,730.00	1,660.00	1,993.33	2,020.00	2,050.00	1,930.00


**B. Retail Price per Kilo**

DATE	RAW				WASHED				REFINED			
	Average	Prevailing	High	Low	Average	Prevailing	High	Low	Average	Prevailing	High	Low
Dec. 2013	40.11	39.00	46.50	35.00	42.93	42.50	48.75	38.00	47.71	47.00	55.50	42.40
2014												
JANUARY												
3	39.97	39.00	46.50	35.00	42.82	42.50	48.75	38.00	47.68	47.00	55.50	42.40
7	39.97	39.00	46.50	35.00	42.82	42.50	48.75	38.00	47.68	47.00	55.50	42.40
10	39.97	39.00	46.50	35.00	42.82	42.50	48.75	38.00	47.68	47.00	55.50	42.40
14	40.33	39.00	46.50	35.00	43.43	42.50	49.75	38.00	47.92	47.00	55.50	42.40
17	40.25	39.00	46.50	35.00	43.43	42.50	49.75	38.00	47.92	47.00	55.50	42.40
21	40.25	39.00	46.50	35.00	43.43	42.50	49.75	38.00	47.92	47.00	55.50	42.40
24	40.18	39.00	46.50	35.00	43.36	42.50	49.75	38.00	47.91	47.00	55.50	42.40
28	40.30	39.00	46.50	38.00	43.44	42.50	49.75	38.00	47.93	47.00	55.50	42.40

Prepared by : Planning & Policy Department

Noted:

  
**ROSEMARIE S. GUMERA**  
 Manager III, Planning & Policy Department

  
**ALICIA M. MALIWAT**  
 2/3/2014

## JANUARY 2014 AVERAGE AND PREVAILING SUGAR PRICES IN METRO MANILA

### A. WHOLESALE PRICE OF RAW, WASHED AND REFINED SUGAR PER 50-KILO BAG

DATE	RAW				WASHED				REFINED			
	Average	Prevailing	High	Low	Average	Prevailing	High	Low	Average	Prevailing	High	Low
January												
3	1,613.33	1,650.00	1,650.00	1,570.00	1,742.00	1,730.00	1,830.00	1,710.00	2,036.67	2,030.00	2,100.00	1,990.00
7	1,608.33	1,650.00	1,650.00	1,570.00	1,734.00	1,730.00	1,820.00	1,680.00	2,018.33	2,020.00	2,100.00	1,970.00
10	1,605.00	1,570.00	1,650.00	1,570.00	1,734.00	1,730.00	1,820.00	1,680.00	2,015.00	2,020.00	2,100.00	1,970.00
14	1,595.00	1,630.00	1,630.00	1,540.00	1,720.00	1,730.00	1,820.00	1,660.00	1,998.33	2,020.00	2,050.00	1,940.00
17	1,595.00	1,630.00	1,630.00	1,540.00	1,720.00	1,730.00	1,820.00	1,660.00	1,998.33	2,020.00	2,050.00	1,940.00
21	1,595.00	1,630.00	1,630.00	1,540.00	1,720.00	1,730.00	1,820.00	1,660.00	1,998.33	2,020.00	2,050.00	1,940.00
24	1,595.00	1,630.00	1,630.00	1,540.00	1,720.00	1,730.00	1,820.00	1,660.00	1,998.33	2,020.00	2,050.00	1,940.00
28	1,581.67	1,580.00	1,630.00	1,540.00	1,692.00	1,680.00	1,730.00	1,660.00	1,993.33	2,020.00	2,050.00	1,930.00

Source of Data: Licensing and Monitoring Division, Regulation Department

### B. RETAIL PRICE PER KILO


DATE		RAW				WASHED				REFINED			
		Average	Prevailing	High	Low	Average	Prevailing	High	Low	Average	Prevailing	High	Low
January 2014													
2	**		38.00	42.00	35.00		42.00	45.00	40.00		45.00	52.00	44.00
3		39.97	39.00	46.50	35.00	42.82	42.50	48.75	38.00	47.68	47.00	55.50	42.40
4	**		38.00	42.00	35.00		42.00	45.00	40.00		45.00	52.00	44.00
7	**		38.00	42.00	35.00		42.00	45.00	40.00		45.00	52.00	44.00
	*	39.97	39.00	46.50	35.00	42.82	42.50	48.75	38.00	47.68	47.00	55.50	42.40
	**		38.00	42.00	35.00		42.00	45.00	40.00		45.00	52.00	44.00
9	**		38.00	42.00	35.00		42.00	45.00	40.00		45.00	52.00	44.00
10	*	39.97	39.00	46.50	35.00	42.82	42.50	48.75	38.00	47.68	47.00	55.50	42.40
11	**		38.00	42.00	35.00		42.00	45.00	40.00		45.00	52.00	44.00
14	*	40.33	39.00	46.50	35.00	43.43	42.50	49.75	38.00	47.92	47.00	55.50	42.40
	**		38.00	42.00	35.00		42.00	45.00	40.00		45.00	52.00	44.00
16	**		38.00	42.00	35.00		42.00	45.00	40.00		45.00	52.00	44.00
17	*	40.25	39.00	46.50	35.00	43.43	42.50	49.75	38.00	47.92	47.00	55.50	42.40
18	**		38.00	42.00	35.00		42.00	45.00	40.00		45.00	52.00	44.00
21	*	40.25	39.00	46.50	35.00	43.43	42.50	49.75	38.00	47.92	47.00	55.50	42.40
	**		38.00	42.00	35.00		42.00	45.00	40.00		45.00	52.00	44.00
23			38.00	42.00	35.00		42.00	45.00	40.00		45.00	52.00	44.00
24	*	40.18	39.00	46.50	35.00	43.36	42.50	49.75	38.00	47.91	47.00	55.50	42.40
25	**		38.00	42.00	35.00		42.00	45.00	40.00		45.00	52.00	44.00
28	*	40.30	39.00	46.50	38.00	43.44	42.50	49.75	38.00	47.93	47.00	55.50	42.40
	**		38.00	42.00	35.00		42.00	45.00	40.00		45.00	52.00	44.00
30	**		38.00	42.00	35.00		42.00	45.00	40.00		45.00	52.00	44.00

\* Supermarket/Groceries monitored by Regulation Department, SRA

\*\* Wet Markets monitored by BAS

Noted:

  
**ROSEMARIE S. GUMERA**  
 Manager III, Planning & Policy Department

  
**ALICIA M. MALINAT**  
 2/3/2014